

READING LESSON NOTES
(FOR BEGINNERS AND P.1- TERM 1 2018)

Note: These lesson notes can be useful to learners from Baby class to Primary Two.

Step/ Lesson 1

Teach letter sounds (Let the teacher choose how many sounds pupils can manage. This depends on class ability and level.)

a b c d e f g h l j k l m
n o p q r s t u v w x y z

Step/Lesson 2

Teach vowel sounds.

a e i o u û

Step /Lesson 3

Teach consonant sounds.

b c d f g h j k l m n
p q r s t v w x y z

Step/Lesson 4

Join the learnt vowels and the consonants and form English words.

in on out of ûp as fly it un owl ass at my

Step 5

Join all the consonants learnt with sound "a" to form syllables.

ba ca da fa ga ha ja ka la ma
na pa ra sa ta va wa ya za

Step 6

Write the syllables learnt, read them and add on one consonant. Form three letter words.

ba-n _____
ba-t _____
ca-n _____
da-n _____

ba-g _____
ba-m _____
ca-t _____
da-m _____

Step 7

Use the syllables of sound "a" and form vernacular words.

ma-ta	sa-la	la-ga	sa-ka	a-ma-ta
ma-ka	ba-la	pa-pa	la-ba	a-baa-na
maa-ma	taa-ta	jaa-ja	Ka-ba-ka	ba-na-na

Step 8

Teach phrases with words learnt previously.

a man and a bag
a van and a can
a cat and a rat
a car and a mat
a dam and a banana
a man and a lad.

Step 9

Teach pupils to construct sentences well punctuated from the phrases.

A man has a car.
A cat has a rat.
Matata has a fan.
Maama has a mat.
Tat has a bag
Kabaka has a banana.

Step 10

Be creative, give the words from phrases and sentences and form a story.

Matata is a boy. Matata has a bag, a ban, a cat, a fan and a toy cat. Matata and Maama sit on the mat and look at the cat.

Question

Who has a bag? Matata has a bag.

Who sits on the mat? Matata and Maama sit on the mat.

Step 11

Write consonants that you are able to teach and accompany them with sound "e" .

Form syllables of "e"

be ce de fe ge he je ke le
me ne pe re se te ve we ye

Step 12

Join the learnt syllables and form word

bo-re de-be fe-ne we-re g-re
ke-re de-ne ke-ne se-se pe-re
se-re me-re kw-le e-me-re e-de-ne

Step 12

Copy the syllables learnt. Add on one or two consonants and form correct English words.

be-d _____
be-t _____
de-n _____
se-t _____
ge-t _____
ve-s-t _____
me-n _____
we-t _____

te-ll _____
re-s-t _____
te-s-t _____
he-n _____
le-g _____
ne-s-t _____
pe-s-t _____

Step 14

Use the learnt words with sound “a” and sound “e” to form/ construct sentences.

Men have beds.

Kapere has a vest.

A hen has eggs.

Get the set.

The ten eggs are here.

They are seven men.

Eddebelinoddene.

Enommere.

Maama nessere.

Kaperene ffene

Note: After the teacher mastering what the sequence for reading is that is; sound \Rightarrow syllable \Rightarrow word phrase \Rightarrow sentence the story. Teach all the consonant vowels stated in Step 2.

Step 15

Teaching double letter sounds.

ee [i]

Words with “ee”

Teacher and pupil can add on the list. Leave our words that don't have that sound even if they have the letters.

Form sentences using the words.

Use the sentences and form a simple story.

Other double letter sounds

oo ai al le ou oa er ir or ea

Step 16

Teach double consonants

Sort them according to how they rhyme.

Group I

br gr

cr pr

dr pr

gr tr

fr

Group II

ch st

sh ng

ck

ry

th

Group III

mb ns nk

mp nd ns

nf nt

ny nj nv

nz

Step 17

Teach letter sounds with more than two consonants

Str nty tch spr spl scr sch

Accompany the sound with possible vowels i.e

stra stre tsri stro strû

Form words

stra-p	stri-p	stro-nger
srtre-tch	stri-ct	stro-ke
stre-ngth	stro-ng	stru-ck

Use these words to form sentences.

Father is so strict.

He suffered from a stroke.

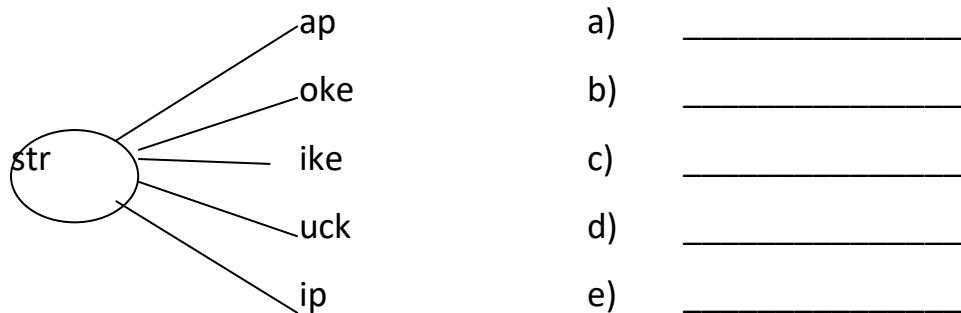
Makula is stronger than Ali.

I donot havethe strength to walk.

We eat food tobe strong

Other activities can be

- a) Use some words to consult meaningful and correct sentences.
- b) Form words



Continue following the steps and complete all the sounds.

P.1 READING LESSON NOTES TERM II 2018

Week 1

Exercise 1

Reading syllables with sound "a"

Lesson 1


Syllables: ba ca da fa ga ha
 ja ka la ma na pa
 ra sa ta va wa ya
 za

Lesson 2

Words: ba – g fa – t ra – g ca – t ta – p ja – m
 ma – t wa – sp da – d etc.

Lesson 3




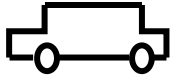


Blending:-



Lesson 4

Dictation of words learnt.

Completing sentences

1. The man has a  _____
2. The cat ran after the _____
3. This  _____ is bad.
4. The  _____ is as black as charcoal.
5. The  _____ is in jam.
6. The fat man has a  _____.
7. This _____ is black.
8. My dad bought a  _____

Exercise II

Using syllables with sound "e"

Syllables

be ce de fe ge he je ke le
me ne pe re se te ve we ye ze

Words

be - d be-g ce-ll te-n se-t re-d ne-t
me-t ne-st ve-st re-st che-st we-t we-ll
we-d se-ll etc.

Puzzles.

b	e	d		n
e	a	s	t	e
s				s
t	e	n		t

Across

1. _____

2. _____

3. _____




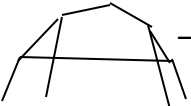
down

1. _____

2. _____

3. _____

Sentences.

1. The hen has ten  _____
2. His red  _____ is on the bed.
3. Seven birds went into their _____
4. The  _____ lays eggs for gentlemen.
5. The men are in the  _____

Week 2

Exercise 1

reading syllables with sound "i"

Syllables

bi ci di fi gi hi ji ki li
mi ni pi ri si ti vi wi yi zi

Words

bi-g ci-ty fi-sh di-g di-p pi-g vi-m
ti-n ti-p mi-lk ri-m pi-t pi-n zi-p
gi-ve hi-ss

Puzzles.

p		t		n
			n	k
n		p		t
				n






Across

down

1. _____
2. _____
3. _____
4. _____

1. _____
2. _____
3. _____
4. _____

Sentences

1. The  _____ has big ears.
2. There is a  _____ in the river.
3. The baby is crying for  _____
4. The boy steps on a sharp _____
5. He has a  _____ of niddo milk.
6. The  _____ is full of ink.

Exercise 2
reading syllables with sound "O"

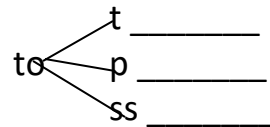
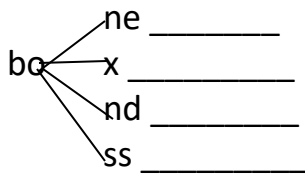
Syllables

bo co do fo go ho jo ko lo
mo no po ro so to vo wo yo zo



Words

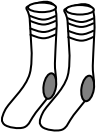

Bo-x do-g so-ng po-t ro-ck ro-t ro-pe
To-p fo-x lo-g lo-ck lo-ng ho-t ho-st
Ho-le jo-g so-t so-rry sto-p vo-te etc

Blending exercise.



Sentences

1. The  _____ is on the table.
2. The  _____ is eating a bone.

3. She has a pair of  _____.
4. He has a  _____ of water.
5. The girl is skipping a _____.

Dictation Exercise.

- The frog is on the box.
- The sun is very hot.
- The boy jogs every day.

Exercise 2

Reading sound "oa"

boa coa foa goa hoa roa

Words.

boat goat roar shoal coat float oar
road foal toad foam soap

Fill in the missing letters

B__at flo__t fo__m f__al r__ad sho__l

Sentences

- The goat is walking along the road.
- A ball can float.
- The boat and the oar are wooden.
- A group of fish is a shoal.
- Soap produces much foam.

Conversation:

- Master:** Where are you going my little goat?
Goat: I am going to the market to buy a new coat.
Master: A coat for a goat? Can a goat wear a coat?
Goat: People will laugh at a goat with a coat.

Week 3

Exercise 1

Reading syllables with sound “u (^)”

Syllables

Bu cu du fu hu ju
lu mu nu pu ru su tu

Words

bi-g ci-ty fi-sh di-g di-p pi-g vi-m
ti-n ti-p mi-lk ri-m pi-t pi-n zi-p
gi-ve hi-ss

Puzzles.

s	t		c	k
				s
m		s	t	
	s		n	g
	e	n		

Across

1. _____
2. _____
3. _____

down

1. _____
2. _____
3. _____

Sentences

Dictation exercise.

1. The bus is good.
2. The drum was cut.
3. A pig can grunt.
4. Run into the hut.
5. The man has a gun.
6. The sun is very hot.

Exercise 2

Reading syllables with sound “u”

Syllables

bu pu hu tru glu fu

Words

Bu-sh pu-sh hu-man pu-t hu-ge u-ni-for-m
in-clu-de pru-ne pu-ll ju-ice fu-ll su-it

Blending exercise

1. The man is pushing a car.
2. The boy pulled a goat yesterday.
3. She put the book in her bag.
4. We put on uniforms to be smart.
5. An elephant is a huge animal.
6. We use a secateurs to prune plants.
7. A parson is a human being.
8. Include his name on the list.

Week 4

Exercise 1

Sound "OO"

boo coo doo foo goo hoo loo
moo noo poo roo soo too woo
zoo

Words

boo-t coo-l goo-se moo-n boo-m doo-m goo-d
noo-n loo-k foo-d hoo-t roo-m coo-k foo-t
poo-l soo-n too-l woo-d zoo broo-m etc

Sentences, (dictation)

1. He is soon coming.
2. The room is open.
3. We eat food every day.
4. Mummy cooks food every day.
5. A young goose is a goseling.
6. The moon is in the sky.

Rhyme

I see the moon and the moon sees me. God bless the moon and God bless me.

Week 5

Exercise 1

Wee bee dee fee gee hee
Kee lee mee nee pee ree see tee

Word

Wee-k fee-l kee-p pee-l see-k tee-th nee-d ree-d
 mee-t tee-n dee-p gee-se bee-f

Sentences

1. seven days make a
2. Iheadache now.
3. We use knives tomatooke.
4. Theare big birds.
5. I use a toothbrush to clean my
6. You shouldyour pencils in the bag.
7. The meat of a cow is called

Exercise 2

Sound 'ea'

bea cea dea fea gea hea
jea tea nea pea rea sea wea yea

Words

bea-n bea-r fea-r dea-r clea-r jea-ns lea-d
gea-r yea-r wae-r lea-d rea-d

fill in the missing letters

s-a te_ cl__an hea__ l__ad be__ns r__ad

Sentences (dictation)

1. We eat beasn and posho.
2. I fear to go near a lion.

3. She wears nice jeans.
4. You read your book every year.
5. My dear dad is near me.

Week 6

Exercise 1

Sound 'ou'

bou cou fou lou mou pou sou rou shou prou

Words

about loud ground out count pound shout
found round proud sound mouse blouse

Read the sentences

1. The sound of a gun is loud.
2. I found a proud man.
3. The mouse ate her blouse.
4. It is bad to shout in class.
5. We can count loud.

Exercise II

Sound a: 'ar'

bar car dar far gar har mar
par tar war yar

Words

bar hard smart
cart mart start
darling part star
farm tar yard
garden award fart

Sentences (dictation)

1. That boy is smart.
2. It has start to rain.
3. She farts in class.
4. There is a garden on the farm.
5. The star is in the sky.
6. A fraction is part of a whole.
7. We must work hard.

Week 7

Exercise 1

Sound 'ir'

bir cir dir gir fir sir

Words

bird girl firm first circle dirty sir

Sentences (dictation)

1. The bird is flying.
2. The small girl was the first in class.
3. The classroom is dirty.
4. We go to learn at Sir Apollo Kaggwa primary School.
5. There is a shape of a circle on the chalkboard.

Exercise II

Sound 'bl'

bla ble bli blo blu blu

words

black blade blaze blend

blast razorblade bleed bless

blink block blow blue
blouse blood blame cobbler

Sentences

Fill in the missing words

1. He cut his finger with a
2. There is a lot ofcoming out of my nose.
3. God shouldold people
4. The chalkboard isin colour.
5. Amends shoes.
6. Heris blue in colour.

WEEK 8

Exercise I

Sound 'cl'

cla cle cli clo clu

Words

class clean clutch
clan cloth clown
clever clock clay
click cluck clip