



Ministry of Education
and Sports

SELF-STUDY LEARNING

PRIMARY
1

ENGLISH





Published 2020

This material has been developed as a home-study intervention for schools during the lockdown caused by the COVID-19 pandemic to support continuity of learning.

Therefore, this material is restricted from being reproduced for any commercial gains.

National Curriculum Development Centre
P.O. Box 7002,
Kampala- Uganda
www.ncdc.co.ug

FOREWORD

Following the Outbreak of the CoVID-19 Pandemic, Government of Uganda closed all schools and other educational institutions to minimize the spread of the coronavirus. This has affected more than 36,314 primary schools, 3129 secondary schools, 430,778 teachers and 12,777,390 learners.

The COVID-19 outbreak and subsequent closure of all has had drastically impacted on learning especially curriculum coverage, loss of interest in education and learner readiness in case schools open. This could result in massive rates of learner dropouts due to unwanted pregnancies and lack of school fees among others.

To mitigate the impact of the pandemic on the education system in Uganda, the Ministry of Education and Sports (MoES) constituted a Sector Response Taskforce (SRT) to strengthen the sector's preparedness and response measures. The SRT and National Curriculum Development Centre developed print Home- Study Materials, radio and television scripts for some selected subjects for all learners from Pre-Primary to Advanced level. The materials will enhance continued learning and learning for progression during this period of the lockdown, and will still be relevant when schools resume.

The materials focused on critical competences in all subjects in the curricula to enable the learners to achieve without the teachers' guidance. Therefore effort should be made for all learners to access and use these materials during the lockdown. Similarly, teachers are advised to get these materials in order to plan appropriately for further learning when schools resume, while parents/guardians need to ensure that their children access copies of these materials and use them appropriately.

I recognise the effort of National Curriculum Development Centre in responding to this emergency through appropriate guidance and the timely development of these home study materials. I recommend them for use by all learners during the lockdown.



Alex Kakooza

Permanent Secretary

Ministry of EDUCATION AND SPORTS

ACKNOWLEDGEMENTS

National Curriculum Development Centre (NCDC) would like to express its appreciation to all those who worked tirelessly towards the production of home-study materials for Pre-Primary, Primary and Secondary Levels of Education during the COVID-19 lockdown in Uganda.

The Centre appreciates the contribution from all those who guided the development of these materials to make sure they are of quality; Development partners - SESIL, Save the Children and UNICEF; all the Panel members of the various subjects; sister institutions - UNEB and DES for their valuable contributions.

NCDC takes the responsibility for any shortcomings that might be identified in this publication and welcomes suggestions for improvement. The comments and suggestions may be communicated to NCDC through P.O. Box 7002 Kampala or email admin@ncdc.go.ug or by visiting our website at <http://ncdc.go.ug/node/13>.



Grace K. Baguma

Director,
National Curriculum Development Centre

ABOUT THIS BOOKLET

Dear learner, welcome to this home-study material which has been prepared for you. The material covers content for term 1, II and III.

The content covered has been carefully written covering the different topics in the syllabus. This is an addition to what you had learnt before schools were closed due to outbreak of COVID-19. The content is arranged using simple steps for your understanding. The activities provided in each topic are organised in such a way that they will enable you to relate with your local environment.

The content is organised into lessons. Each lesson has activities and summary notes that help you to understand the concepts. Some lessons have projects that you need to carry out at home during this period. You are encouraged to work individually as you do the practical and interactive activities.

Feel free to try out all the activities in this material.

Enjoy learning



SELF-STUDY MATERIAL

PRIMARY ONE

ENGLISH




OUR SCHOOL

People in our School

Dear learner, you are going to learn about people found in our school.


Activity 1: Look at these pictures and read the words

These are people we find at school.

		
Teacher	Pupil	Head teacher

Activity 2:

Now, get your pencil and book. Draw the pictures of the people found at school.






Activity 3: What can you see?

I can see a ...

<p>guard</p>	<p>bursar</p>	<p>cook</p>

Activity 4: Look at the pictures and answer the questions

	<p>Who is this?</p> <p>This is a</p>
	<p>Who is this?</p> <p>This is a</p>
	<p>Who is this?</p> <p>This is a</p>
<p>bursar cook guard</p>	

Activity 5: Match word to word.

example: cook

bursar

guard

cook

bursar

guard

Activity 6: Fill in missing letters.

c__k

b u _ s a r

g u _ r d

Good of you! 😊


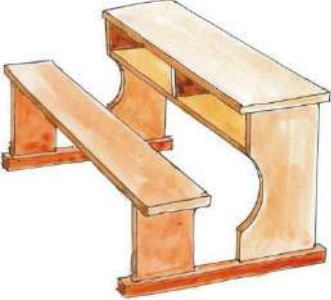


Safety tip: Always tell your parent/guardian if you are not feeling well.

Things in our school


Dear learner, you are going to learn about things found in our school. In a school, there are the following things.

Lesson 2

Activity 1: Look at the pictures and read the words

	
<p>table</p>	<p>desk</p>
	
<p>chair</p>	<p>ruler</p>

Activity 2: Look at the pictures and answer the questions.

	<p>What is this? This is a _____.</p>
---	---



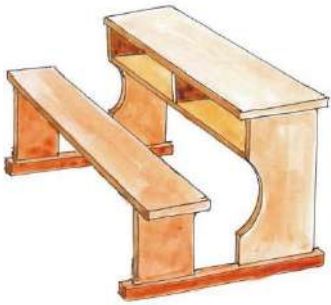
What is this?

This is a _____.



What is this?

This is a _____.



What is this?

This is a _____.

Things in our school

Activity ...: Match picture to word.



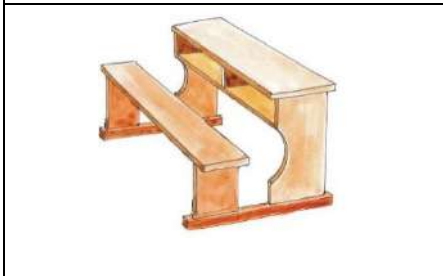
→ table



→ chair



→ blackboard






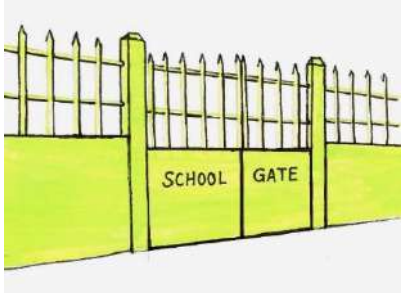

→ desk

Health tip: Wash your hands with clean water and soap for 20 seconds)


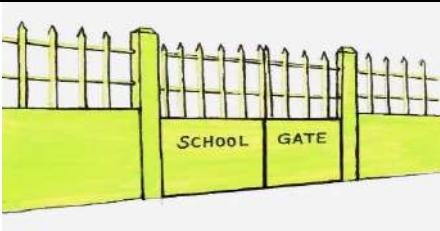



Other things in our School

Lesson 3

Activity 1: Look at the pictures and read the words.

		
<p>bell</p>	<p>flag</p>	<p>uniform</p>
		
<p>gate</p>	<p>fence</p>	

Activity 2: Name things found in the school.

		
<p>flag</p>	<p>_____</p>	<p>_____</p>
		<p>uniform, flag, bell, fence, gate</p>
<p>_____</p>	<p>_____</p>	

Activity 3: Read and draw.

flag	bell
fence	gate

Activity 4: Fill in the missing letters.

un__form

g__te

be__l

Well done!

Healthy message: Try to avoid handshakes and hugs





Activities in our school

Dear learner, you are going to learn about activities in our school.




Lesson 4

Activity 1: I can tell what he/she is doing.

Insert pictures in every box

			
sweeping	playing	writing	reading


Activity 2: What is he/she doing? He is ... she is ...

She is sweeping.

He is _____.

She is _____ a book.



He is _____ in a book.

Activity 3: Match picture to word.



sweeping

playing

reading

Activity 4: Fill in the missing letters.

wr__ting

r__ading

pla__ing

Thank you.

Healthy tip: cover your mouth and nose with a cloth when around others

OUR HOME





People in our home

Hullo learner, you are welcome to theme two, **Our Home**. You are going to learn about People in our home. Roles of different family members and things found in our home.

Lesson 5

Activity 1: Look at the pictures and read the words.

I can see ...

			
father	mother	sister	brother

Activity 2: Read and Say.

Here is father.

Here is mother.

Here is sister.

Here is brother.


Father, mother, sister and brother make a family.

Activity 16: Read and draw

Now, get your book and pencil.

mother	brother
sister	father

Activity 4: Look at the picture and answer questions.

	Who is this? This is my _____.
---	-----------------------------------



Who is this?

This is my _____.



Who is this?

This is my _____.



Who is this?

This is my _____.

sister, father, mother, brother

Safety tip: Keep distance between yourself and other people outside of your home





Roles of people in our home

Lesson 6

Activity 1: Look at the pictures and draw the word

			
cooking	digging	sweeping	winnowing

Activity 2: Look at is the pictures.

	She is sweeping.
	He is _____.
	She is _____.
	She is _____.

Activity 3: Match picture to word.



Sweeping



Cooking



Digging



Winnowing




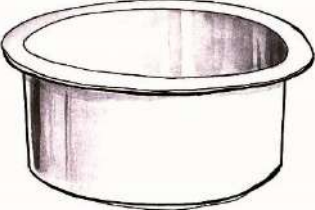


Safety tip: Avoid touching your eyes, nose and mouth with unwashed hands.

Things found in our home

Dear learner, you are going to learn about things we find at home.

Lesson 7

I can see a ...

		
spoon	knife	plate
		
saucepan	cup	fork



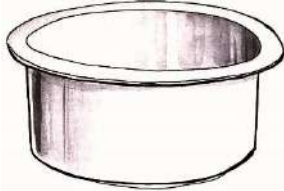
Activity 2: Show me a ... This is a ...



Example:

This is a knife.

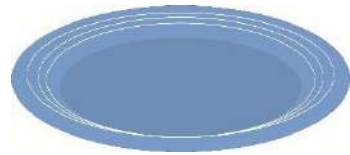
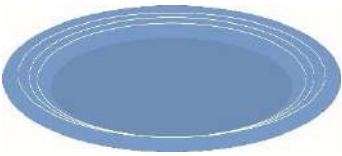
Knife



This is a _____.	
This is a _____.	
This is a _____.	

This is a _____.	
This is a _____.	

Activity 3: Match picture to picture.







Well-done!

Safety tip: Do not share cups, eating utensils, food drinks with others.





Other things found at home

Lesson 8

Activity 1: Look at the pictures and the words.

			
mat	chair	stool	table

Activity 2: What is this? This is a ...



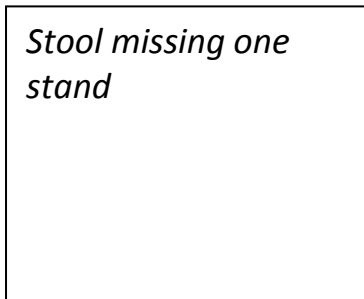
This is a <u>stool</u> .	
This is a _____.	
This is a _____.	
This is a _____.	

table, chair, mat, stool

Activity 3: Read and draw.

mat	chair
stool	table

Activity 4: Complete the picture.

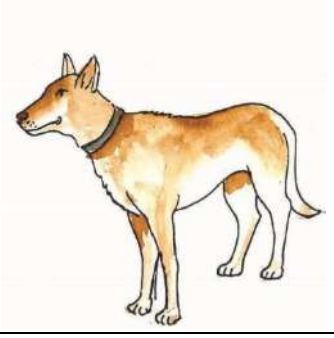



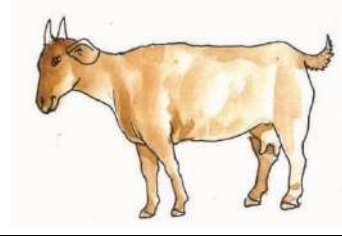


Well done!

Safety tip: Avoid touching dirty surfaces

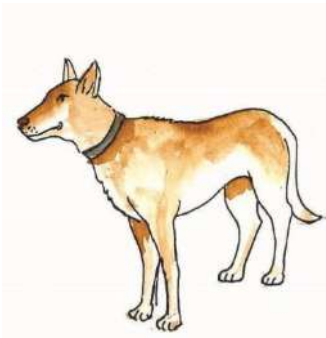
Animals in our home

Activity 1: Look at the picture and read


		
dog	cat	cow
		
sheep	goat	

Activity 2: What is this?

This is a _____.



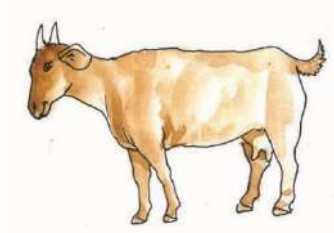
This is a _____.



This is a _____.



This is a _____.



This is a _____.

cow, dog, goat, cat

Activity 3: Read and draw.

dog	cow
goat	cat

Activity 4: Fill in the missing letters.

c__w

go__t

do__ing

Well done!

Safety tip: Cover your nose with a handkerchief when sneezing.

OUR COMMUNITY

People in our community

Dear learner, you are now going to learn about our community. People live and work together in a community. There are many groups of people in our community.

Lesson 10

Activity 1: What can you see in the picture




teacher



doctor





Nurse



shopkeeper


Activity 2: Name the people we find in our community.



doctor, teacher, nurse, shopkeeper

Activity 3:

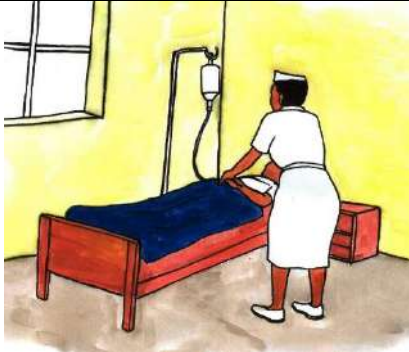
Who is this



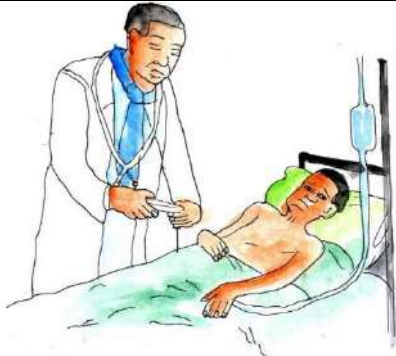
He is a shopkeeper.



She is a _____.



She is a _____.



He is a _____.

Shopkeeper, teacher, nurse, doctor

Activity 4: Match picture to word.



teacher







shopke
eper



doctor




Activity 5: I can name people in our community

		
policeman	barber	priest
		
LC Chairperson	imam	

Activity 5:

Point to the ...

I am pointing to the ...




I am pointing to the L.C chairman



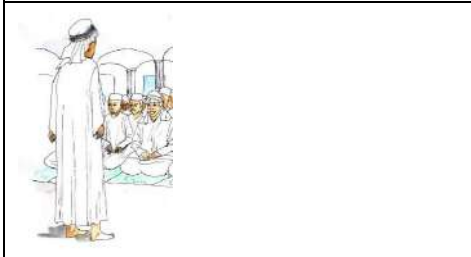
I am pointing to the _____.



I am pointing to the _____.



I am pointing to the _____.



I am pointing to the _____.

policeman, barber, priest, LC Chairperson, Imam

Activity 6: Read and draw.

Get your pencil, crayons/coloured pencils and book.




a policeman	a priest
an Imam	a barber

Safety tip: Stay home when you have flu.




Activities in our community

Dear learner, there are many different activities that people do in our community.
Lesson 1 1

Activity 1: Look at the pictures and read the words.

		
grazing	treating	spraying

Activity 2: Read

	What is Amina doing? Amina is _____ the cows.
	What is Atim doing? Atim is _____ the cows.
	What is Asimwe doing? Asimwe is _____ the cows.

Activity 3: Match picture to word.



spraying



grazing







treating





Well done.

Safety tips

Activity 4: Read and tell activities done in our community.

			
weeding	watering	planting	harvesting

Activity 5:

	What is she doing? She is _____ seed.
	What is he doing? He is _____ crops.
	What is she doing? She is _____ crops.
	What is he doing? He is _____ crops.

Activity 6: Match picture to word.



watering



planting



weeding



harvesting

Thanks you.


Safety tips

Important places in our community


Dear learner, there are many important places in our community. You are going to learn about them.

Lesson 12


Activity 1: Look at the pictures and read the words of important places in our community.




school



church



mosque



hospital



bank



market



police station




post office

Activity 2:




What can you see?
I can see a _____.



What can you see?
I can see a _____.



What can you see?
I can see a _____.



What can you see?
I can see a _____.

Activity 3: Read and draw.

mosque	school
hospital	church

Activity 4: Fill in the missing letters.

chu__ch

m__sque

mar__et

Safety tip: Wash the hands between fingers and under nails for 20 seconds with clean water and soap.





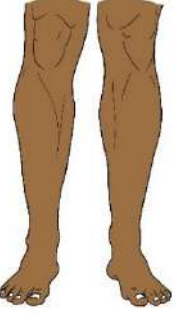
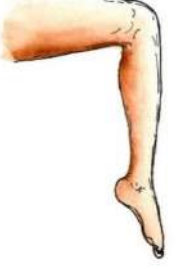
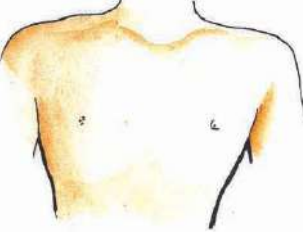

HUMAN BODY

Parts of the body

Dear learner, you are going to learn about the body. Our bodies are made up of different parts.

Lesson 13

Activity 1: Look at the pictures and read the words.

			
ear	nose	eye	mouth
			
legs	knees	shoulders	feet

Activity 2: Look at picture and read.



This is my _____.



This is my _____.

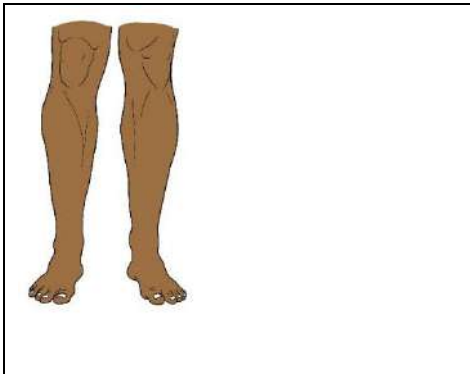


This is my _____.



This is my _____.

Activity 3:



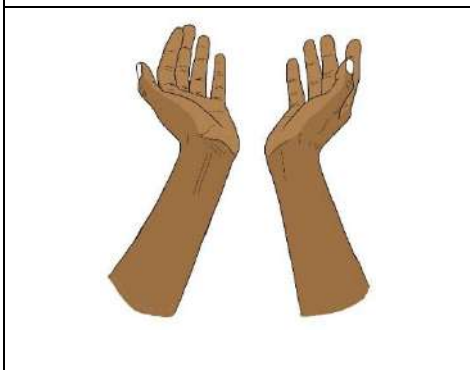
How many do you have?
I have two legs.



How many do you have?
I have two _____.



How many do you have?
I have two _____.



How many do you have?
I have two _____.

Activity 4:

Match parts of the body to their uses.



smelling



hearing



eating



seeing

Safety tip: Always wear your cloth face cover when going out in place.

Ways of caring for body parts

Dear learner, we care for our body parts by;

Lesson 14

Activity 1: Look at the pictures and read the words.



Activity 2: Look at the picture and answer the question.





What is Mary doing?
Mary is _____.

Activity 3: Read and draw.

She is washing clothes.	He is bathing.
He is combing his hair.	She is cutting finger nails.

Activity 4:

Fill in the missing letters

b__thing

w_shing

c__mbing

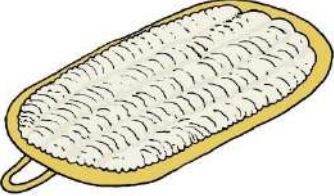


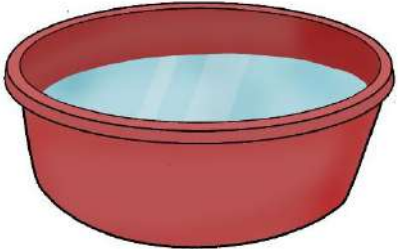


Safety tip: Avoid your soft parts that is the eyes, nose, mouth

Things used for cleaning our bodies


Lesson 15

We use many materials to keep our body clean.

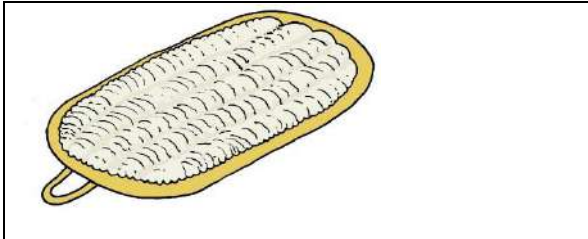
Activity 1: Look at the pictures and answer questions.

		
sponge	soap	comb
		
basin	toothpaste	water

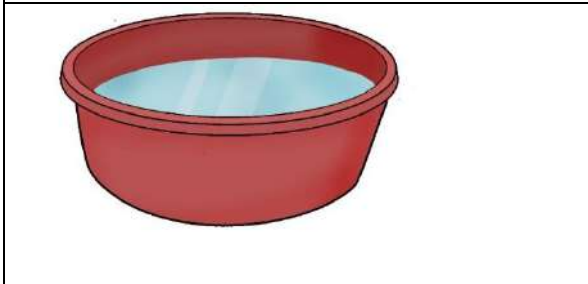
Activity 2: Name things used to clean our body.

Activity 3:



What is this?
This is a _____.



What is this?
This is a _____.

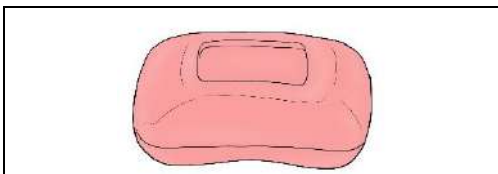


What is this?
This is a _____.

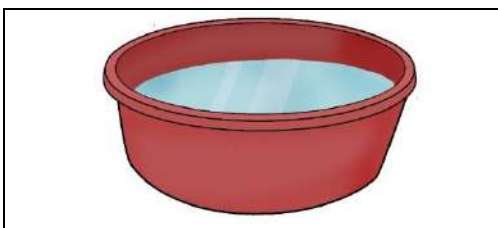
Activity 4: Match picture to word.



water



soap



basin

Healthy tip: Keep yourself clean all times

Importance of keeping cleaning

Lesson 16

Activity 1: Match picture to word. *(Insert picture in every box)*



avoid germs



avoid bad smell



avoid sickness



be smart

Activity 2: Join the dots and colour the picture.







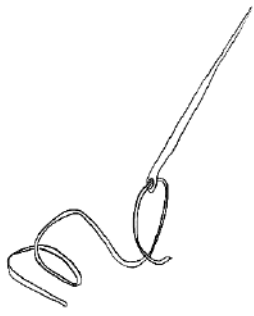
Health tip: Use a handkerchief to cover your mouth with coughing

DISEASES – HIV

Dear learner, there are many dangerous objects that spread HIV.

Lesson 17

Activity 1: Look at the pictures and read. Dangerous objects.

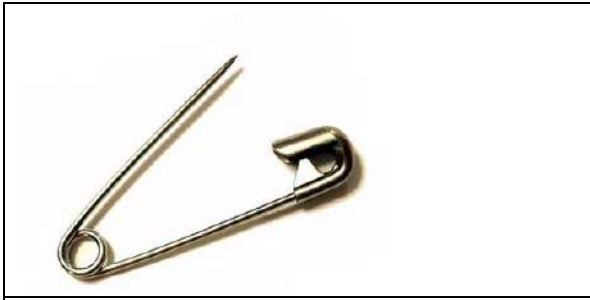
		
tooth brush	razor blade	safety pin
		
syringe	needle	

Activity 2: Fill in the blank spaces.

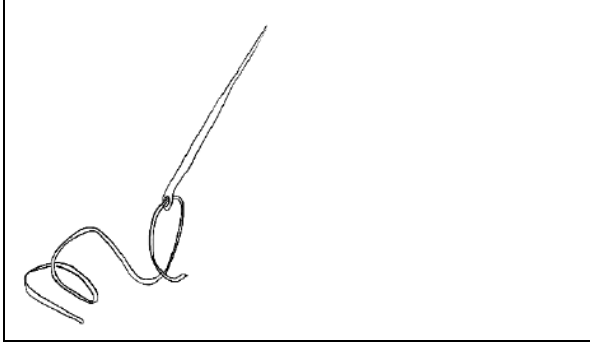


Do not share a _____.


Do not share a _____.



Do not share a _____.



Do not share a _____.



Do not share a _____.

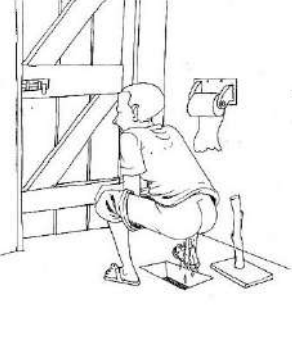



razor blade, syringe, safety pin, needle, toothbrush

Diseases

Dear learner, there are many other dangerous diseases that people get.

Lesson 17

Activity 1: Look at these pictures and read the words that follow.

			
diarrhoea	measles	cough	malaria


Activity 2: Look at the pictures and fill in the missing word.




She has _____.



He has _____.



He has _____.



She has _____.

Safety tip: Tell your parent/guardian/sibling if you feel sick

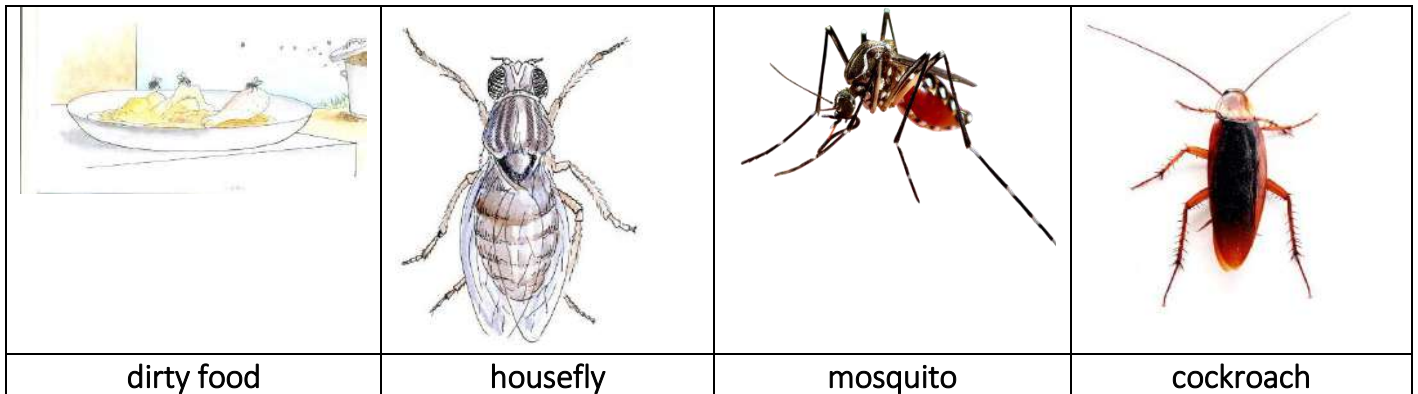
Activity 3: Shade the picture.

Causes of Diseases


Dear learner, you are going to learn about things that spread diseases.

Lesson 18

Activity 1: Look at these pictures and read the words that follow.



Activity 2: Look at the picture and answer questions.



What is that?

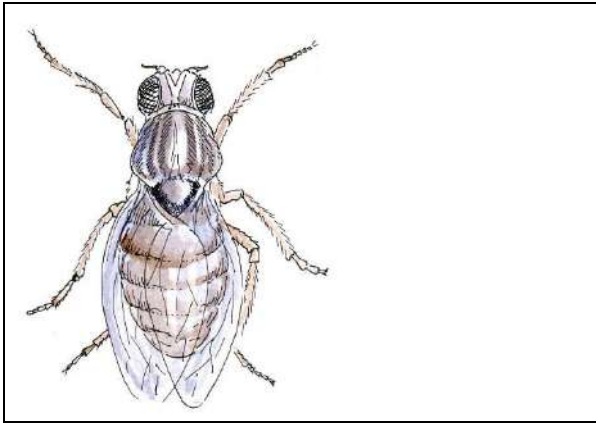
That is a _____.

What is that?

That is a _____.

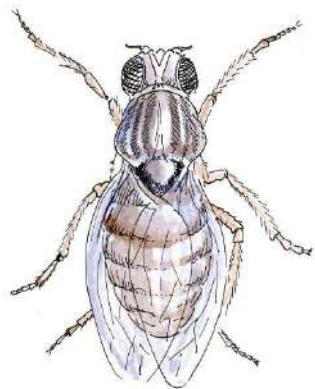
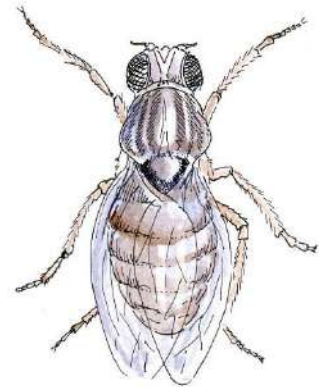
What is that?

That is a _____.



What is that?
That is a _____.

Activity 3: Match picture to picture.



Health tip: Wash your hands clean before eating.

Prevention of Diseases

Lesson 19




Dear learner, we can prevent these diseases when we do the following.

Activity 1: Look at the pictures and read the words.

		
immunization	keeping clean	eating a balanced diet

Activity 2:







What is _____ doing?

	What is the nurse doing? The nurse is _____ the baby.
	What is Amina doing? Amina is _____ clean.
	What is Sam doing? Sam is _____ a balanced diet. Immunizing, keeping, eating

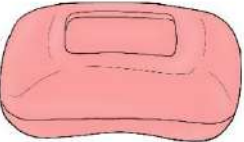


Safety tip: Take plenty of boiled water a day.

Lesson 20

Activity 1: Look at the pictures and read the words.

		
<p>soap</p>	<p>sanitizer</p>	<p>mask</p>
		
<p>coughing</p>	<p>washing hands</p>	<p>sneezing</p>

Activity 2: Name these objects.

		
<p>soap</p>	<p>sanitizer</p>	<p>mask</p>

Activity 3: Fill in the missing letters.

s__ap s__nitzer m__sk

Activity 4: Look at the pictures and answer the questions.



What is Amina doing?
Amina is _____.



What is Juliet doing?
Juliet is _____ hands.



What is Samuel doing?
Samuel is _____.

Health tip: Try to be far from another person. Keep distance





WEATHER

Elements of Weather

Lesson 21


Dear learner, you are now learning about weather.

Activity 1: Look at the pictures and read the words.

			
sun	cloud	rain	wind

Activity 2: Look at the picture and answer questions.

What is this?




What is this?

This is the _____.



What is this?

This is the _____.



What is this?

This is the _____.



What is this?
This is the _____.

Activity 3: Read and draw the pictures.

sun	rain

Activity 4: Fill in the missing letters.

cl__ud

su__

ra__n

w__nd





Safety tip: Do not touch your soft parts; the eyes, nose and mouth to avoid getting COVID-19

Types of Weather

Lesson 22





Dear learner, let's read and learn the types of weather.

Activity 1: Look at the pictures and read the words.


			
windy	rainy	sunny	cloudy

Now, get your pencil, book and rubber. Let us try this.

Activity 2: Look at the pictures and name the types of weather.

Activity 3: Look at the picture and answer the questions.

	<p>What is the weather like?</p> <p>It is _____.</p>
---	--




What is the weather like?

It is _____.



What is the weather like?

It is _____.



What is the weather like?

It is _____.

Activity 4: Fill in the missing letters.

s__nny

wi__ndy

clou__y

rai__y






Health tip: Stay at home, stay safe

Activities for different seasons




Lesson 23

Dear learner, people do different activities in different seasons.

Activity 1: Look at the pictures and read the words.

		
preparing land	weeding	planting
		
Harvesting	Watering	

Activity 2: Look at the pictures and answer questions

	What is Sam doing? Sam is _____ crops.
	What is mother doing? Mother is _____ land.
	What is Collin doing? Collin is _____ crops.



What is Sula doing?
Sula is _____ seeds.



What is Kato doing?
Kato is _____ crops.

Activity 3: Match picture to word.



planting



weeding



harvesting



Watering

Activity 4: Fill in missing letters.

w__tering

w__eding

ha__vesting p__anting

Safety tip: Wash your handkerchief after using it with soap and water

TOOLS

Lesson 24

Dear learner, we use different garden tools for different activities.

Activity 1: Look at the pictures and read the words.

		
hoe	slasher	watering can
		
axe	panga	rake

Activity 2: Look at the pictures and name the garden tools.

Activity 3: Look at the pictures and read the words. Read and draw.

axe	rake
hoe	panga

Activity 4: Write in capital letters.

slasher: _____ rake: _____






hoe: _____ panga: _____

Safety tip: Stay away from people who are coughing or sneezing or sick.




Effects and Management of Weather

Lesson 25

Activity 1: Read and learn. Look at the pictures and read the words.

	
floods	drought
	
soil erosion	mulching the soil
	
planting trees	

Activity 2: Name the pictures.

Weather (Effects and Management of Weather)

Activity 3: Look at the pictures and answer questions.



What is he doing?

He is _____ trees.



What is she doing?

She is _____.

Well done!

---Thank You, Wish you well---

Safety tip: Stay home, Stay Safe



SELF STUDY MATERIAL

ENGLISH

TERM TWO

PRIMARY ONE




THEME 5: WEATHER

LESSON ONE

HELLO, YOU ARE WELCOME TO THIS LESSON





Dear parent /guardian /sibling, help the learner to get these materials ready for the lesson



Dear learner, in this lesson, we are going to learn about elements and types of weather

REMEMBER TO WASH YOUR HANDS WITH SOAP OR SANITIZERS



ACTIVITY	WHAT TO DO	
Activity 1	What can you see in the pictures	
	<p>A</p> 	<p>B</p> 
	<p>C</p> 	<p>D</p> 
Activity 2	<p>Read /tactile words rain, blow, sunny, sun, wind</p>	
Activity 3	<p>Complete sentences</p>	

1. What is the weather like?



2. The weather is _____
3. Is it _____?(shining ,raining)
4. Yes, it is _____

Activity 4

Reciting a rhyme (rain ,rain go away
Little children want to play
Come back another day
Rain rain go away.)

MESSEGE

YOUR SAFETY IS IMPORTANT DURING THIS COVID – 19 PERIOD, BEHAVE WELL, DO NOT FIGHT,TAKE CARE OF YOUR PERSONAL HYGIENE,PROTECT YOURSELF AND LISTEN TO YOUR PARENTS ADVICE .

LESSON TWO













HELLO, YOU ARE WELCOME TO THIS LESSON







Dear parent /guardian /sibling, help the learner to get these materials ready for the lesson



REMEMBER TO WASH YOUR HANDS WITH SOAP OR SANITIZERS TO KEEP A DISTANCE FROM ONE ANOTHER (TONSEMBERERA)



ACTIVITY	WHAT TO DO				
<p>Activity 1</p>	<p>What can you see in the picture</p> <table border="1" data-bbox="392 1167 1278 1984"> <tr> <td data-bbox="392 1167 839 1585"> <p>A . Woman weeding</p>  </td> <td data-bbox="839 1167 1278 1585"> <p>B. Woman winnowing</p>  </td> </tr> <tr> <td data-bbox="392 1585 839 1984"> <p>C. man pushing a wheelbarrow with cassava from the garden</p>  </td> <td data-bbox="839 1585 1278 1984"> <p>D .Man watering plants.</p>  </td> </tr> </table>	<p>A . Woman weeding</p> 	<p>B. Woman winnowing</p> 	<p>C. man pushing a wheelbarrow with cassava from the garden</p> 	<p>D .Man watering plants.</p> 
<p>A . Woman weeding</p> 	<p>B. Woman winnowing</p> 				
<p>C. man pushing a wheelbarrow with cassava from the garden</p> 	<p>D .Man watering plants.</p> 				
<p>Activity 2</p>	<p>Read/tactile words wheelbarrow, watering can, winnowing, hoe</p>				

Activity 3	Complete these words 1. Winno_____ing 2. Wheelbar_____ow 3. Watering c_____n					
Activity 4	Draw/brail the pictures <table border="1" data-bbox="389 367 1366 835"> <tr> <td data-bbox="389 367 903 412">Wheelbarrow</td> <td data-bbox="903 367 1366 412">Watering can</td> </tr> <tr> <td data-bbox="389 412 903 835"> A  </td> <td data-bbox="903 412 1366 835"> B  </td> </tr> </table>		Wheelbarrow	Watering can	A 	B 
Wheelbarrow	Watering can					
A 	B 					

MESSEGE

WHEN YOU FEEL SAD, WORRIED, CONFUSED ABOUT YOUR LEARNING AND SCHOOL, PLEASE TALK TO SOMEONE YOU TRUST IN YOUR HOME LIKE YOUR PARENT OR BROTHER/SISTER TO HELP YOU.













LESSON: THREE





HELLO, YOU ARE WELCOME TO THIS LESSON

Dear parent /guardian /sibling, help the learner to get these materials ready for the lesson





Dear learner, in this lesson, we are going to learn about effects and management of weather.
REMEMBER NOT TO TOUCH YOUR EYES, NOSE AND MOUTH WITH UNWASHED HANDS.

ACTIVITY	WHAT TO DO				
Activity 1	<p data-bbox="389 846 858 884">What can you see in the pictures</p> <table border="1" data-bbox="389 925 1270 1655"><tbody><tr><td data-bbox="389 925 831 1288"><p data-bbox="402 931 427 965">A</p></td><td data-bbox="831 925 1270 1288"><p data-bbox="844 931 869 965">B</p></td></tr><tr><td data-bbox="389 1288 831 1655"><p data-bbox="402 1294 427 1328">C</p></td><td data-bbox="831 1288 1270 1655"><p data-bbox="844 1294 869 1328">D</p></td></tr></tbody></table>	<p data-bbox="402 931 427 965">A</p> 	<p data-bbox="844 931 869 965">B</p> 	<p data-bbox="402 1294 427 1328">C</p> 	<p data-bbox="844 1294 869 1328">D</p> 
<p data-bbox="402 931 427 965">A</p> 	<p data-bbox="844 931 869 965">B</p> 				
<p data-bbox="402 1294 427 1328">C</p> 	<p data-bbox="844 1294 869 1328">D</p> 				
Activity 2	<p data-bbox="389 1662 874 1742">Reading/tactile words raincoat, boots, umbrella, sweater</p>				

Activity 3	<p>Match/brail words with pictures</p> <p>Rain coat </p> <p>Boots </p> <p>Umbrella </p> <p>Sweater </p>				
Activity 4	<p>Draw/brail the pictures</p> <table border="1" data-bbox="391 1377 1316 1624"> <tr> <td data-bbox="391 1377 853 1422">Boots</td> <td data-bbox="853 1377 1316 1422">umbrella</td> </tr> <tr> <td data-bbox="391 1422 853 1624"></td> <td data-bbox="853 1422 1316 1624"></td> </tr> </table>	Boots	umbrella		
Boots	umbrella				

YOU CAN READ WHILE AT HOME EVEN WHEN SCHOOLS ARE CLOSED BECAUSE YOU HAVE A RIGHT TO EDUCATION NO MATTER WHETHER YOU ARE A BOY OR GIRL.TAKE TIME TO READ CAREFULLY AND LEARN AS MUCH AS YOU CAN

MARKING GUIDE

LESSON	ACTIVITY	ANSWERS
1	Activity 1	rainy weather, cloudy weather ,sunny weather, windy weather
	Activity 2	Rain, blow, sunny, sun. wind
	Activity 3	<ul style="list-style-type: none"> • The weather is rainy • Raining • Yes ,it is raining
	Activity 4	Reciting a rhyme
2	Activity 1	<p>A .weeding</p> <p>B. winnowing</p> <p>C. harvesting</p> <p>D. watering plants</p>
	Activity 2	wheelbarrow, watering can, winnowing, hoe
	Activity 3	<ol style="list-style-type: none"> 1. Winnowing 2. Wheelbarrow 3. Watering can
	Activity 4	<div style="display: flex; justify-content: space-around;"> <div style="text-align: center;"> <p>A.</p>  </div> <div style="text-align: center;"> <p>B.</p>  </div> </div>

THEME: ACCIDENTS AND SAFETY

LESSON ONE

HELLO, YOU ARE WELCOME TO THIS LESSON




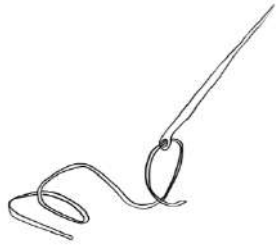








Dear parent /guardian /sibling, help the learner to get these materials ready for the lesson



Dear learner, in this lesson, we are going to learn about accidents at home

REMEMBER TO PUT YOUR ELBOW ON YOUR MOUTH WHEN COUGHING



ACTIVITY	WHAT TO DO				
Activity 1	<p>What can you see in the pictures.</p> <table border="1" data-bbox="319 1218 1149 1859"> <tr> <td data-bbox="319 1218 794 1464"> <p>A)</p>  </td> <td data-bbox="794 1218 1149 1464"> <p>B)</p>  </td> </tr> <tr> <td data-bbox="319 1464 794 1859"> <p>C)</p>  </td> <td data-bbox="794 1464 1149 1859"> <p>D)</p>  </td> </tr> </table> <p>Recite/tactile a rhyme See a pin and pick it up All the day, you will have good luck See a pin and let it lay Bad luck you will have all day</p>	<p>A)</p> 	<p>B)</p> 	<p>C)</p> 	<p>D)</p> 
<p>A)</p> 	<p>B)</p> 				
<p>C)</p> 	<p>D)</p> 				

Activity 2	Read/tactile the words. knife, razorblade, needle, pin, sharp.	
Activity3	Complete sentences. 1.Dont play with-_____ (fire, your friend) 2.This is a _____(knife needle 3.That is a _____(razorblade, pin	
Activity4	Draw/brail pictures	
	A)A picture of a razorblade	B)A picture of a knife

SAFE GUARDING MESSEGE

YOUR PARENTS WANT YOU TO LEARN WELL BECAUSE THEY KNOW HOW IMPORTANT IT IS .THE GOVERNMENT KNOWS HOW SPECIAL CHILDREN ARE AND WANT TO PROTECT YOU SO YOU CAN GROW BIG AND STRONG AND BECOME AN IMPORTANT PERSON IN OUR COUNTRY

LESSON TWO


HELLO, YOU ARE WELCOME TO THIS LESSON





Dear parent /guardian /sibling, help the learner to get these materials ready for the lesson



Dear learner, in this lesson, we are going to learn about accidents and safety on the way.

REMEMBER ALL PEOPLE AGED 6 YEARS ABOVE ARE SUPPOSED TO WEAR MASKS WHEN IN PUBLIC.



ACTIVITY	WHAT TO DO
Activity 1	<p>What can you see in the pictures</p> <div style="display: flex; flex-wrap: wrap;"> <div style="width: 50%; text-align: center;"> <p>A.</p>  </div> <div style="width: 50%; text-align: center;"> <p>B.</p>  </div> <div style="width: 50%; text-align: center;"> <p>C.</p>  </div> <div style="width: 50%; text-align: center;"> <p>D.</p>  </div> </div>
Activity 2	<p>Read /tactile words burn, bite, knock, play, drown</p>
Activity3	<p>Complete the word</p> <p>1.bu__n</p>

	2.bi__e 3.kn__ck		
Activity4	Draw/brail pictures		
	A)A picture of a dog	B)A picture of a snake	

CHILDREN,AS YOU STAY AT HOME SOME PEOPLE MAY HURT YOU BY BEATING,USING ABUSIVE LANGUAGE AND BAD TOUCHES THAT MAKE YOU UNHAPPY,REPORT THIS IMMEDIATELY TO YOUR PARENTS OR ANY OTHER ADULT YOU TRUST AT HOME

HELLO, YOU ARE WELCOME TO THIS LESSON













Dear parent /guardian /sibling, help the learner to get these materials ready for the lesson





Dear learner, in this lesson, we are going to learn about accidents and safety at school and in class

REMEMBER COVID- 19 SPREADS IN OVERCROWDED PLACES, SO AVOID THOSE OVERCROWDED PLACES.



ACTIVITY	WHAT TO DO				
Activity 1	<p>What can you see in the pictures</p> <table border="1" data-bbox="304 1301 1289 1966"> <tr> <td data-bbox="304 1301 754 1653"> <p>A) A picture of a stone</p>  </td> <td data-bbox="754 1301 1289 1653"> <p>B) A picture of a thorny plant</p>  </td> </tr> <tr> <td data-bbox="304 1653 754 1966"> <p>C) A picture of broken glasses</p>  </td> <td data-bbox="754 1653 1289 1966"> <p>D) A picture of a person drowning</p>  </td> </tr> </table>	<p>A) A picture of a stone</p> 	<p>B) A picture of a thorny plant</p> 	<p>C) A picture of broken glasses</p> 	<p>D) A picture of a person drowning</p> 
<p>A) A picture of a stone</p> 	<p>B) A picture of a thorny plant</p> 				
<p>C) A picture of broken glasses</p> 	<p>D) A picture of a person drowning</p> 				
Activity 2	<p>Read/tactile words cut, prick, hurt, ill, knife, drown, stone</p>				

Activity 3	Complete the words pri_____k tho_____n dro_____n	
Activity 4	Draw/brail pictures	
	A picture of a knife	A picture of a broken glass
		

SAFE GUARDING MESSAGE

MAKE SURE THE PLACE YOU SIT IN IS CLEAN AND FREE OF ANYTHINGS THAT CAN HURT YOU WHILE READING YOUR BOOKS OR LISTENING TO THE RADIO LESSONS

MARKING GUIDE

LESSON	ACTIVITY	ANSWER
1	Activity 1	A. knife B. Razorblade C. Broken glass D. needle
	Activity 2	knife, razorblade, needle, pin, sharp
	Activity 3	1. Fire 2. Knife 3. Pin
	Activity 4	A. Razorblade B. Knife
2	Activity 1	A. Knock B. Falls C. Bites D. Burn
	Activity 2	Burn, knock, play, drown
	Activity 3	1. burn 2. bite 3. Knock
	Activity 4	A. Dog B. Snake
3	Activity 1	A. stone B. Thorns C. Broken glass D. Drowning
	Activity 2	cut, prick, hurt, ill, knife, drown, stone
	Activity 3	1.prick 2.Thorn 3.drown
	Activity 4	knife, broken glass

THEME 7: LIVING TOGETHER

LESSON ONE

HELLO, YOU ARE WELCOME TO THIS LESSON





Dear parent /guardian /sibling, help the learner to get these materials ready for the lesson





Dear learner, in this lesson, we are going to learn about the family

REMEMBER TO PUT A HANDKERCHIEF ON YOUR MOUTH WHILE COUGHING



ACTIVITY	WHAT TO DO
<p>Activity 1</p>	<p>What can you see in the picture</p> <div style="display: flex; justify-content: space-around; align-items: center;">     </div> <p>Recite a rhyme My dear mother and My dear father Took me to see my grandparents I saw grandfather I saw grandmother They gave me eggs and a big black cock Mother is good Father is good</p>

Activity 2	Read/tactile the words nuclear, mother, father, brother, sister, grandmother, grandfather					
Activity 3	Complete sentences 1. This is my _____ (father, grandfather)  2. What is mother doing? (father, mother)  Mother is _____ (cooking, playing)					
Activity 4	Draw/brail pictures <table border="1" data-bbox="284 1339 1268 1668"> <tr> <td data-bbox="284 1339 774 1384">A picture of father</td> <td data-bbox="778 1339 1268 1384">A picture of mother</td> </tr> <tr> <td data-bbox="284 1384 774 1668"></td> <td data-bbox="778 1384 1268 1668"></td> </tr> </table>		A picture of father	A picture of mother		
A picture of father	A picture of mother					

SAFE GUARDING MESSEGES:

ADULTS HAVE THE RESPONSIBILITY TO PROTECT CHILDREN, NOT TO HURT THEM. IF YOU OR SOMEONE YOU KNOW IS BEING HURT BY AN ADULT ,IT IS THE RIGHT THING TO TELL SOMEONE YOU TRUST TO CALL 116 AND REPORT THE MATTER.





LESSON TWO

HELLO, YOU ARE WELCOME TO THIS LESSON

Dear parent /guardian /sibling, help the learner to get these materials ready for the lesson



Dear learner, in this lesson, we are going to learn about ways of living together in the school
REMEMBER TO REMAIN HOME, TO STAY SAFE INSERT PICTURE OF CHILDREN AT HOME

Activity	What to do
Activity 1	<p data-bbox="295 801 758 840">What can you see in the pictures</p> <div style="display: flex; flex-wrap: wrap;"> <div style="width: 50%; text-align: center;"> <p data-bbox="311 891 331 920">A</p>  </div> <div style="width: 50%; text-align: center;"> <p data-bbox="813 891 834 920">B</p>  </div> <div style="width: 50%; text-align: center;"> <p data-bbox="311 1339 331 1368">C</p>  </div> <div style="width: 50%; text-align: center;"> <p data-bbox="813 1339 834 1368">D</p>  </div> </div>
Activity 2	<p data-bbox="295 1787 869 1870">Read /tactile words share, care, talk, play, learn, work, sweep</p>

Activity 3

Complete sentences.

1. What are you doing
I am _____ (cooking, dancing)



2. I/we _____ (pray/fight) everyday



Activity 4

Draw /brail picture

Picture of boy and a girl playing	Picture girl cooking


MESEGE

LEARNERS,DURING THIS COVID – 19 PERIOD WHILE YOU ARE AT HOME ,IT IS GOOD FOR YOU TO WORK LIKE COOKING,CLEANING,WASHING CLOTHES BUT YOUR PARENTS OR ELDER BROTHERS AND SISTERS SHOULD PROTECT YOU FROM WORK THAT HARMS YOUR HEALTH OR INTERFERES WITH YOUR LEARNING

LESSON THREE

HELLO, YOU ARE WELCOME TO THIS LESSON




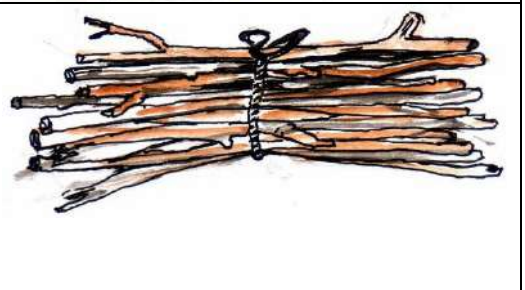
Dear parent /guardian /sibling, help the learner to get these materials ready for the lesson



Dear learner, in this lesson, we are going to learn about ways of living together in the community

REMEMBER COVID – 19 CAN BE AVOIDED BY WASHING HANDS WITH SOAP FOR ATLEAST 20 MINS.



ACTIVITY	WHAT TO DO
Activity 1	<p>What can you see in the pictures.</p> <div style="display: flex; flex-wrap: wrap;"> <div style="width: 50%; text-align: center;">  </div> <div style="width: 50%; text-align: center;">  </div> <div style="width: 50%; text-align: center;">  </div> <div style="width: 50%; text-align: center;">  </div> </div>
Activity 2	<p>Read/brail the words clean ,village, care, share, help</p>
Activity 3	<p>1. What are they doing?</p>



They are _____

2. What is she doing



She is _____

Activity 4

Draw/brail pictures






A picture of an old woman

Picture of an old man

SAFE GUARDING MESSEGE

LEARNERS, USE GOOD WAYS OF INTERACTING WITH OTHER CHILDREN AND BE CONFIDENT ABOUT YOURSELF THAT YOU CAN READ AND UNDERSTAND THE SELF STUDY MATERIALS AND NOTES FROM YOUR BOOKS


MARKING GUIDE

LESSON	ACTIVITY	ANSWERS
1	Activity 1	A. Father B. Mother C. Brother D. Sister
	Activity 2	nuclear, mother, father, brother, sister, grandmother
	Activity 3	1. Grandfather 2. Cooking
	Activity 4	A. father B. mother 
2	Activity 1	A. Playing B: helping C: caring D: digging
	Activity 2	share, care, talk, play, learn, work, sweep
	Activity 3	1. Cooking 2. Praying
	Activity 4	 
3	Activity 1	A. Cleaning wells B: Cleaning roads C: Wedding D: Baptism
	Activity 2	Clean ,village, care, share, help
	Activity 3	1. Sweeping the road 2. Caring/helping
	Activity 4	A. An old woman B: An old man  

LESSON: ONE

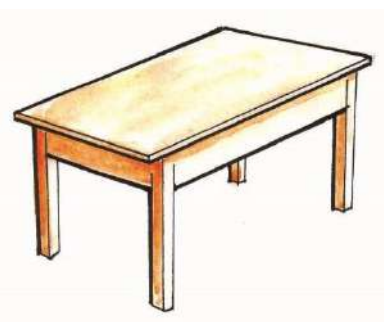
HELLO, YOU ARE WELCOME TO THIS LESSON





Dear parent /guardian /sibling, help the learner to get these materials ready for the lesson



Dear learner, in this lesson, we are going to learn about names and sources food

REMEMBER NOT TO TOUCH UNWASHED SURFACES LIKE TABLES



ACTIVITY	WHAT TO DO
Activity 1	<p>What can you see in the picture</p> <div style="display: flex; flex-wrap: wrap;"> <div style="width: 50%; text-align: center;">  </div> <div style="width: 50%; text-align: center;">  </div> <div style="width: 50%; text-align: center;">  </div> <div style="width: 50%; text-align: center;">  </div> </div>

	<p>Bananas in the forest Bananas are the best Potatoes looking good We'll have them for our food Mangoes are sweet Give me a piece Oh! Oh! Oh!</p>								
Activity 2	<p>Read/tactile words potatoes ,bananas, peas, garden, shop, market</p>								
Activity 3	<p>Complete sentences</p> <p>1. Where do we get fish from</p> <div data-bbox="403 658 821 969" data-label="Image"> </div> <p>We fish from</p> <p>2. Are these beans?</p> <div data-bbox="403 1061 815 1335" data-label="Image"> </div> <p>..... they are.</p>								
Activity 4	<p>Draw/brail these pictures in the spaces</p> <table border="1" data-bbox="308 1429 1225 1899"> <tr> <td data-bbox="308 1429 767 1473">A. An Egg</td> <td data-bbox="767 1429 1225 1473">B. Fish</td> </tr> <tr> <td data-bbox="308 1473 767 1641"></td> <td data-bbox="767 1473 1225 1641"></td> </tr> <tr> <td data-bbox="308 1641 767 1686">C. Banana</td> <td data-bbox="767 1641 1225 1686">D. Bean Seed</td> </tr> <tr> <td data-bbox="308 1686 767 1899"></td> <td data-bbox="767 1686 1225 1899"></td> </tr> </table>	A. An Egg	B. Fish			C. Banana	D. Bean Seed		
A. An Egg	B. Fish								
C. Banana	D. Bean Seed								

CHILDREN, IT IS GOOD TO EAT FROM A CLEAN PLACE ,EAT GOOD FOOD AND WASH YOUR HANDS BEFORE EATING AND AFTER EATING

LESSON TWO


HELLO, YOU ARE WELCOME TO THIS LESSON

Dear parent /guardian /sibling, help the learner to get these materials ready for the lesson



Dear learner, in this lesson, we are going to learn about uses of food to our bodies

REMEMBER COVID-19 CAN BE CONTROLLED THROUGH NOT BEING NEAR YOUR FRIENDS



ACTIVITY	WHAT TO DO				
Activity 1	<p data-bbox="392 1167 865 1196">What can you see in the pictures?</p> <table border="1" data-bbox="392 1205 1331 2067"><tbody><tr><td data-bbox="392 1205 919 1648"></td><td data-bbox="925 1205 1331 1648"></td></tr><tr><td data-bbox="392 1657 919 2067"></td><td data-bbox="925 1657 1331 2067"></td></tr></tbody></table>				
					
					

Activity 2	Read/tactile the words. fish, bananas, strong, weak, sick, health					
Activity 3	Draw the pictures <table border="1" data-bbox="391 324 1268 792"> <tr> <td data-bbox="391 324 829 369">A. eggs</td> <td data-bbox="829 324 1268 369">B. Bananas</td> </tr> <tr> <td data-bbox="391 369 829 792"></td> <td data-bbox="829 369 1268 792"></td> </tr> </table>		A. eggs	B. Bananas		
A. eggs	B. Bananas					

HEALTHY MESSAGE

LEARNERS, EATING WELL MAKES US GROW HEALTHY, WELL AND STRONG .



LESSON 3

HELLO, YOU ARE WELCOME TO THIS LESSON




Dear parent /guardian /sibling, help the learner to get these materials ready for the lesson



Dear learner, in this lesson, we are going to learn about keeping food safe

REMEMBER TO AVOID PUBLIC PLACES STAY AT HOME



Activity	What to do		
Activity 1	<table border="1"><tr><td data-bbox="391 1563 917 1921">A woman washing fruits</td><td data-bbox="917 1563 1380 1921">Fish in the refrigerator </td></tr></table>	A woman washing fruits	Fish in the refrigerator 
A woman washing fruits	Fish in the refrigerator 		



Cassava in the sun to dry



A boy trying to cover food in the saucepan



Recite a rhyme

If the world was full of mangoes
 And all the lakes were oil
 And all the trees were bread and cake
 What should we have to drink?

Activity 2

Read/tactile the words

clean ,cover, cook ,salt, sundry, wash, store

Activity 3

Complete the words

1. Co.....k
2. sun dr _____
3. wa _____ hing

Activity 4

Complete sentences

1. What is she doing?



She is _____ fruits.

2. What are we doing?















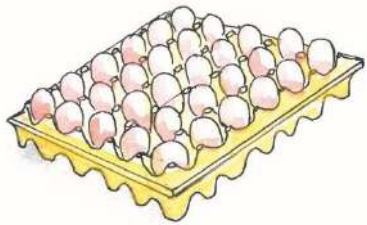





We are _____ing.

SAFE GUARDING MESSAGE

LEARNERS, IT IS NOT GOOD TO CLIMB OTHER PEOPLE'S FRUIT TREES TO LOOK FOR FRUITS BECAUSE YOU MAY FALL DOWN AND BE HURT OR ELSE DIE



MARKING GUIDE

LESSON	ACTIVITY	ANSWERS				
1	Activity 1	A. fish B. banana C. banana plantation D. shop				
	Activity 2	potatoes, banana, fish, peas, garden, shop, market				
	Activity 3	1. A lake 2. yes				
	Activity 4	<table border="1" style="width: 100%; height: 100%;"> <tr> <td style="text-align: center;"></td> <td style="text-align: center;"></td> </tr> <tr> <td style="text-align: center;"></td> <td style="text-align: center;"></td> </tr> </table>				
						
						
2	Activity 1	A. strong baby B. weak baby C. sick D. tall , short				
	Activity 2	Fish, bananas, strong, weak, sick, health				
	Activity 3	Recite a poem				
	Activity 4	<table border="1" style="width: 100%; height: 100%;"> <tr> <td style="text-align: center;"></td> <td style="text-align: center;"></td> </tr> </table>				
						
3	Activity 1	A. washing B. refrigerator/refrigeration C. sun drying D. covering				
	Activity 2	clean, cover, cook, salt, sundry, wash, stone				
	Activity 3	1. Clean 2. Sundry 3. Washing				
	Activity 4	1. do 2. wash 3. do 4. cook				


**SELF STUDY MATERIAL
ENGLISH
TERM THREE
PRIMARY ONE**

THEME: OUR TRANSPORT

LESSON ONE

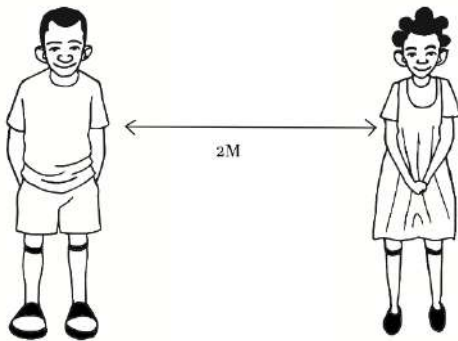
HELLO, YOU ARE WELCOME TO THIS LESSON







Dear parent /guardian /sibling, help the learner to get these materials ready for the lesson











Dear learner, in this lesson, we are going to learn about types and means of transport

REMEMBER TO WASH YOUR HANDS WITH SOAP OR SANITIZERS



ACTIVITY	WHAT TO DO						
Activity 1	What can you see in the pictures						
	<table border="1" style="width: 100%; text-align: center;"> <tr> <td data-bbox="319 1496 788 1563">A</td> <td data-bbox="794 1496 1264 1563">B</td> </tr> <tr> <td data-bbox="319 1572 788 1908">  </td> <td data-bbox="794 1572 1264 1908">  </td> </tr> <tr> <td data-bbox="319 1917 788 1973">C</td> <td data-bbox="794 1917 1264 1973">D</td> </tr> </table>	A	B			C	D
A	B						
							
C	D						

						
Activity 2	<p><u>Read /tactile words</u> road,water,mortorcycle,car,bus,horse</p>					
Activity 3	<p><u>Complete sentences</u></p> <table border="1" data-bbox="320 651 1270 1234"> <tr> <td data-bbox="320 651 791 931"> <p>3. What is that? That is a _____</p> </td> <td data-bbox="791 651 1270 931">  </td> </tr> <tr> <td data-bbox="320 931 791 1234"> <p>2. What is this? This is a _____</p> </td> <td data-bbox="791 931 1270 1234">  </td> </tr> </table>		<p>3. What is that? That is a _____</p>		<p>2. What is this? This is a _____</p>	
<p>3. What is that? That is a _____</p>						
<p>2. What is this? This is a _____</p>						
Activity 4	<p><u>Reciting a rhyme</u></p> <p>I took a trip to town by bus I paid a hundred to my home I took a train to school today I paid a hundred to and fro I paid a hundred two,three and four</p>					


WHEN YOU FEEL SAD, WORRIED, CONFUSED ABOUT YOUR LEARNING AND SCHOOL, PLEASE TALK TO SOMEONE YOU TRUST IN YOUR HOME LIKE YOUR PARENT OR BROTHER/SISTER TO HELP YOU.

THEME: OUR TRANSPORT

LESSON TWO

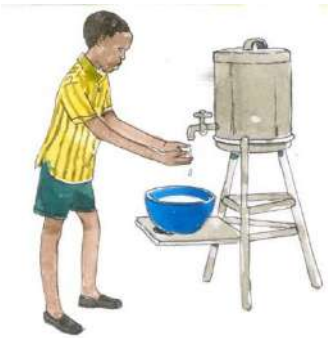
HELLO, YOU ARE WELCOME TO THIS LESSON













Dear parent /guardian /sibling, help the learner to get these materials ready for the lesson






Dear learner, in this lesson, we are going to learn about importance of transport

REMEMBER TO WASH YOUR HANDS WITH SOAP OR SANITIZERS TO KEEP A DISTANCE FROM ONE ANOTHER (TONSEMBERERA)



ACTIVITY	WHAT TO DO								
Activity 1	What can you see in the picture <table border="1" data-bbox="309 1308 1251 2076"><tr><td data-bbox="309 1308 778 1375">A</td><td data-bbox="778 1308 1251 1375">B</td></tr><tr><td data-bbox="309 1375 778 1659"></td><td data-bbox="778 1375 1251 1659"></td></tr><tr><td data-bbox="309 1659 778 1727">C</td><td data-bbox="778 1659 1251 1727">D</td></tr><tr><td data-bbox="309 1727 778 2076"></td><td data-bbox="778 1727 1251 2076"></td></tr></table>	A	B			C	D		
A	B								
									
C	D								
									

Activity 2	Read/tactile words lorries,buses,camels,horses,donkeys,goods,luggage	
Activity 3	Complete these sentences	
1. What is that? That is a _____		
2. What are those? Those are _____		
3. How many (lorries) are those? Those are ____lorries		
Activity 4	Draw/brail the pictures	
A . Two buses	B .Two boats	


YOUR SAFETY IS IMPORTANT DURING THIS COVID-19 PERIOD, BEHAVE WELL, DO NOT FIGHT, TAKE CARE OF YOUR PERSONAL HYGIENE, PROTECT YOURSELF AND LISTEN TO YOUR PARENTS ADVICE.

THEME: OUR TRANSPORT

LESSON: THREE

HELLO, YOU ARE WELCOME TO THIS LESSON







Dear parent /guardian /sibling, help the learner to get these materials ready for the lesson



Dear learner, in this lesson, we are going to learn about measures related to transport.

REMEMBER NOT TO TOUCH YOUR EYES, NOSE AND MOUTH WITH UNWASHED HANDS.



ACTIVITY	WHAT TO DO						
Activity 1	What can you see in the pictures <table border="1" data-bbox="304 1245 1316 1662"><tr><td data-bbox="304 1245 954 1308" style="text-align: center;">A</td><td data-bbox="954 1245 1316 1308" style="text-align: center;">B</td></tr><tr><td data-bbox="304 1308 954 1608" style="text-align: center;"></td><td data-bbox="954 1308 1316 1608" style="text-align: center;"></td></tr><tr><td data-bbox="304 1608 954 1662" style="text-align: center;">C</td><td data-bbox="954 1608 1316 1662" style="text-align: center;">D</td></tr></table>	A	B			C	D
A	B						
							
C	D						



Activity 2

Reading/tactile words

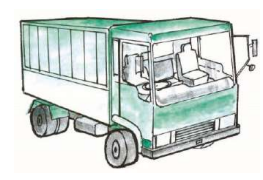

Tall, short, far, near, bigger, smaller


Activity 3

Match/brail the same pictures

Bigger

smaller



	
Activity 4	<p>Reciting a rhyme</p> <p>Far, far away, came A big, big bus, never All people waited How long it was And so big it was That all people went in The bus was big</p>

YOUR PARENTS WANT YOU TO LEARN WELL BECAUSE THEY KNOW HOW IMPORTANT IT IS. THE GOVERNMENT KNOWS HOW SPECIAL CHILDREN ARE AND WANT TO PROTECT YOU SO YOU CAN GROW BIG AND STRONG AND BECOME AN IMPORTANT PERSON IN OUR COUNTRY

LESSON ONE

HELLO, YOU ARE WELCOME TO THIS LESSON













Dear parent /guardian /sibling, help the learner to get these materials ready for the lesson















Dear learner, in this lesson, we are going to learn about things we make at home and at school

REMEMBER TO PUT YOUR ELBOW ON YOUR MOUTH WHEN COUGHING



ACTIVITY	WHAT TO DO								
Activity 1	<p data-bbox="336 987 799 1025">What can you see in the pictures.</p> <table border="1" data-bbox="336 1048 1347 1899"><thead><tr><th data-bbox="336 1048 970 1115">A</th><th data-bbox="970 1048 1347 1115">B</th></tr></thead><tbody><tr><td data-bbox="336 1115 970 1451"></td><td data-bbox="970 1115 1347 1451"></td></tr><tr><th data-bbox="336 1451 970 1518">C</th><th data-bbox="970 1451 1347 1518">D</th></tr><tr><td data-bbox="336 1518 970 1899"></td><td data-bbox="970 1518 1347 1899"></td></tr></tbody></table> <p data-bbox="336 2033 667 2072">Recite/tactile a rhyme</p>	A	B			C	D		
A	B								
									
C	D								
									

	<p>There is an old woman who went up with a basket.</p> <p>Seventy times as high as the moon</p> <p>What did she there could have, not but ask it</p> <p>For in her hand,she carried a broom</p> <p>Old woman ,old woman,old woman</p> <p>Whither oh,oh whither,oh whither so high</p> <p>To sweep the cobwebs from the sky</p> <p>And I shall be back again by and by</p>								
Activity 2	<p>Read/tactile the words.</p> <p>Ball,pot,basket,toy,rope,hand bag,necklace</p>								
Activity3	<p>Complete sentences.</p> <table border="1" data-bbox="336 864 1385 1921"> <tr> <td data-bbox="336 864 810 1115"> <p>1. What is that? This is a ____ (ball)</p> </td> <td data-bbox="810 864 1385 1115">  </td> </tr> <tr> <td data-bbox="336 1115 810 1413"> <p>2. Where is the ball? The ball is (under) the desk</p> </td> <td data-bbox="810 1115 1385 1413">  </td> </tr> <tr> <td data-bbox="336 1413 810 1671"> <p>3. What are these? These are (ropes)</p> </td> <td data-bbox="810 1413 1385 1671">  </td> </tr> <tr> <td data-bbox="336 1671 810 1921"> <p>4. What are those? Those are _____ (necklaces)</p> </td> <td data-bbox="810 1671 1385 1921">  </td> </tr> </table>	<p>1. What is that? This is a ____ (ball)</p>		<p>2. Where is the ball? The ball is (under) the desk</p>		<p>3. What are these? These are (ropes)</p>		<p>4. What are those? Those are _____ (necklaces)</p>	
<p>1. What is that? This is a ____ (ball)</p>									
<p>2. Where is the ball? The ball is (under) the desk</p>									
<p>3. What are these? These are (ropes)</p>									
<p>4. What are those? Those are _____ (necklaces)</p>									

Activity4	Draw/brail pictures	
	A) A ball	B) A basket

YOU CAN READ WHILE AT HOME EVEN WHEN SCHOOLS ARE CLOSED BECAUSE YOU HAVE A RIGHT TO EDUCATION NO MATTER WHETHER YOU ARE A BOY OR GIRL. TAKE TIME TO READ CAREFULLY AND LEARN AS MUCH AS YOU CAN

THEME: THINGS WE MAKE

LESSON TWO

HELLO, YOU ARE WELCOME TO THIS LESSON


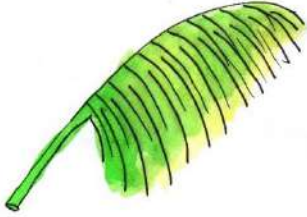
Dear parent /guardian /sibling, help the learner to get these materials ready for the lesson


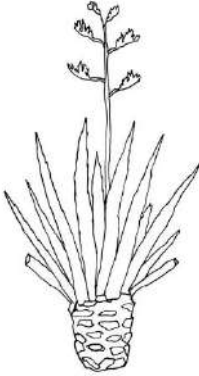


Dear learner, in this lesson, we are going to learn about materials we use to make things and their sources.

REMEMBER ALL PEOPLE AGED 6 YEARS ABOVE ARE SUPPOSED TO WEAR MASKS WHEN IN PUBLIC.



ACTIVITY	WHAT TO DO	
Activity 1	What can you see in the pictures	
	A 	B 

	C	D
		
Activity 2	Read /tactile words Palm leaf, sisal, banana fibre, raffia, soil, clay	
Activity 3	Complete the word <div style="border: 1px solid black; padding: 5px; margin-top: 10px;"> 1.palm_____ 2.banana_____ 3.raffi_____ 4.clay_____ </div>	
Activity 4	Song The time to be happy now The place to be happy is here The way to be happy is to make someone happy And I have a little heaven down here	

CHILDREN, AS YOU STAY AT HOME SOME PEOPLE MAY HURT YOU BY BEATING, USING ABUSIVE LANGUAGE AND BAD TOUCHES THAT MAKE YOU UNHAPPY, REPORT THIS IMMEDIATELY TO YOUR PARENTS OR ANY OTHER ADULT YOU TRUST AT HOME

THEME: THINGS WE MAKE

LESSON THREE













HELLO, YOU ARE WELCOME TO THIS LESSON





Dear parent /guardian /sibling, help the learner to get these materials ready for the lesson



Dear learner, in this lesson, we are going to learn about importance of things we make
REMEMBER COVID-19 SPREADS IN OVERCROWDED PLACES, SO AVOID THOSE OVERCROWDED PLACES.



ACTIVITY	WHAT TO DO								
Activity 1	What can you see in the pictures <table border="1" data-bbox="304 1249 1310 2027"><tr><td data-bbox="304 1249 804 1317">A</td><td data-bbox="804 1249 1310 1317">B</td></tr><tr><td data-bbox="304 1317 804 1691"></td><td data-bbox="804 1317 1310 1691"></td></tr><tr><td data-bbox="304 1691 804 1758">C</td><td data-bbox="804 1691 1310 1758">D</td></tr><tr><td data-bbox="304 1758 804 2027"></td><td data-bbox="804 1758 1310 2027"></td></tr></table>	A	B			C	D		
A	B								
									
C	D								
									

Activity 2	Read/tactile words Balls, toy cars, bags, pots, dolls	
Activity 3	Complete the sentences	
1. What is that? That is a ____		
2. What is this? This is a _____		
3. What are these? These are _____		
4. How many balls can you see? I can see _____		
Activity 4	Draw/brail pictures	
A picture of a knife	A picture of a broken glass	

LEARNERS, DURING THIS COVID-19 PERIOD WHILE YOU ARE AT HOME, IT IS GOOD FOR YOU TO WORK LIKE COOKING, CLEANING, WASHING CLOTHES BUT YOUR PARENTS OR ELDER BROTHERS AND SISTERS SHOULD PROTECT YOU FROM WORK THAT HARMS YOUR HEALTH OR INTERFERES WITH YOUR LEARNING

THEME: OUR ENVIRONMENT

LESSON ONE

HELLO, YOU ARE WELCOME TO THIS LESSON

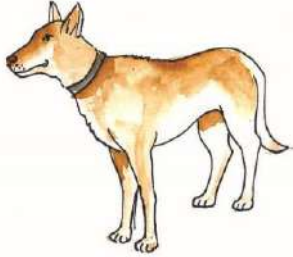











Dear parent /guardian /sibling, help the learner to get these materials ready for the lesson

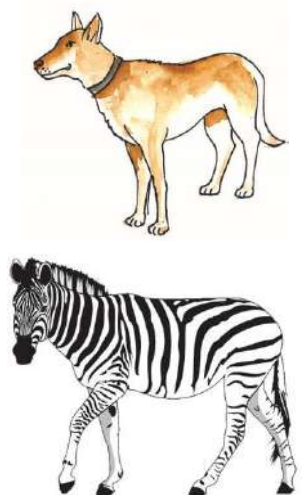










Dear learner, in this lesson, we are going to learn about components and importance of things in our environment

REMEMBER TO PUT A HANDKERCHIEF ON YOUR MOUTH WHILE COUGHING



ACTIVITY	WHAT TO DO								
Activity 1	What can you see in the picture <table border="1" data-bbox="293 1290 1292 2051"><thead><tr><th data-bbox="293 1290 715 1352">A</th><th data-bbox="715 1290 1292 1352">B</th></tr></thead><tbody><tr><td data-bbox="293 1352 715 1688"></td><td data-bbox="715 1352 1292 1688"></td></tr><tr><th data-bbox="293 1688 715 1751">C</th><th data-bbox="715 1688 1292 1751">D</th></tr><tr><td data-bbox="293 1751 715 2051"></td><td data-bbox="715 1751 1292 2051"></td></tr></tbody></table>	A	B			C	D		
A	B								
									
C	D								
									

	<p>Recite a rhyme</p> <p>Water in bottles</p> <p>Water in pans</p> <p>Water in kettles</p> <p>Water in cans</p> <p>It is always the shape of whatever it is in</p> <p>Bucket or kettle</p> <p>Or bottle or tin</p>						
Activity 2	<p>Read/tactile the words</p> <p>dog, rabbit, hen, zebra, monkey, elephant, lion</p>						
Activity 3	<table border="1"> <tr> <td data-bbox="279 922 734 1496"> <p>1. Show me a dog This is a _____</p> </td> <td data-bbox="734 922 1316 1496">  </td> </tr> <tr> <td data-bbox="279 1496 734 1796"> <p>2. What is that? That is an elephant</p> </td> <td data-bbox="734 1496 1316 1796">  </td> </tr> <tr> <td data-bbox="279 1796 734 2042"> <p>3. What are these? These are _____</p> </td> <td data-bbox="734 1796 1316 2042">  </td> </tr> </table>	<p>1. Show me a dog This is a _____</p>		<p>2. What is that? That is an elephant</p>		<p>3. What are these? These are _____</p>	
<p>1. Show me a dog This is a _____</p>							
<p>2. What is that? That is an elephant</p>							
<p>3. What are these? These are _____</p>							
Activity 4	<p>Draw/brail pictures</p>						

	A picture of an elephant	A picture of a monkey

ADULTS HAVE THE RESPONSIBILITY TO PROTECT CHILDREN, NOT TO HURT THEM. IF YOU OR SOMEONE YOU KNOW IS BEING HURT BY AN ADULT, IT IS THE RIGHT THING TO TELL SOMEONE YOU TRUST TO CALL 116 AND REPORT THE MATTER.

THEME: OUR ENVIRONMENT

LESSON TWO

HELLO, YOU ARE WELCOME TO THIS LESSON













Dear parent /guardian /sibling, help the learner to get these materials ready for the lesson









Dear learner, in this lesson, we are going to learn about factors that damage our environment

REMEMBER TO REMAIN HOME, TO STAY SAFE INSERT PICTURE OF CHILDREN AT HOME



Activity	What to do								
Activity 1	What can you see in the pictures <table border="1" data-bbox="296 1144 1305 1989"><thead><tr><th data-bbox="296 1144 716 1211">A</th><th data-bbox="716 1144 1305 1211">B</th></tr></thead><tbody><tr><td data-bbox="296 1211 716 1570"></td><td data-bbox="716 1211 1305 1570"></td></tr><tr><th data-bbox="296 1570 716 1637">C</th><th data-bbox="716 1570 1305 1637">D</th></tr><tr><td data-bbox="296 1637 716 1989"></td><td data-bbox="716 1637 1305 1989"></td></tr></tbody></table>	A	B			C	D		
A	B								
									
C	D								
									

Activity 2	<p>Read /tactile words</p> <p>trees, cut, grass, axe, fire, graze, land</p>					
Activity 3	<p>Complete sentences.</p> <table border="1" data-bbox="295 414 1348 1151"> <tr> <td data-bbox="295 414 734 705"> <p>1. What are they doing</p> <p>They are _____ (grazing animals)</p> </td> <td data-bbox="734 414 1348 705">  </td> </tr> <tr> <td data-bbox="295 705 734 1151"> <p>2. What is he doing?</p> <p>He is _____</p> </td> <td data-bbox="734 705 1348 1151">  </td> </tr> </table>		<p>1. What are they doing</p> <p>They are _____ (grazing animals)</p>		<p>2. What is he doing?</p> <p>He is _____</p>	
<p>1. What are they doing</p> <p>They are _____ (grazing animals)</p>						
<p>2. What is he doing?</p> <p>He is _____</p>						
Activity 4	<p>Rhyme</p> <p>Daddy has a cow</p> <p>A big big cow</p> <p>A cow has a rope</p> <p>To keep it at home</p> <p>And a cow says moo moo</p>					

MAKE SURE THE PLACE YOU SIT IN IS CLEAN AND FREE OF ANYTHINGS THAT CAN HURT YOU WHILE READING YOUR BOOKS OR LISTENING TO THE RADIO LESSONS




THEME: OUR ENVIRONMENT

LESSON THREE

HELLO, YOU ARE WELCOME TO THIS LESSON













Dear parent /guardian /sibling, help the learner to get these materials ready for the lesson









Dear learner, in this lesson, we are going to learn about conservation of our environment

REMEMBER COVID-19 CAN BE AVOIDED BY WASHING HANDS WITH SOAP FOR ATLEAST 20 MINS.



ACTIVITY	WHAT TO DO									
Activity 1	What can you see in the pictures? <table border="1" data-bbox="343 1176 1348 1966"> <thead> <tr> <th data-bbox="343 1176 790 1243">A</th> <th data-bbox="790 1176 1348 1243">B</th> </tr> </thead> <tbody> <tr> <td data-bbox="343 1243 790 1534">  </td> <td data-bbox="790 1243 1348 1534">  </td> </tr> <tr> <th data-bbox="343 1534 790 1601">C</th> <th data-bbox="790 1534 1348 1601">D</th> </tr> <tr> <td data-bbox="343 1601 790 1966">  </td> <td data-bbox="790 1601 1348 1966">  </td> </tr> </tbody> </table>		A	B			C	D		
A	B									
										
C	D									
										
Activity 2	Read/brail the words wateringcan,plant,watering,rake,hoe,slasher									

<p>Activity 3</p>	<p>Complete sentences.</p> <table border="1" data-bbox="343 286 1316 1025"> <tr> <td data-bbox="343 286 826 725"> <p>1. What are they doing? They are _____ (planting trees)</p> </td> <td data-bbox="826 286 1316 725">  </td> </tr> <tr> <td data-bbox="343 725 826 1025"> <p>2. What is she doing? She is _____ (planting grass)</p> </td> <td data-bbox="826 725 1316 1025">  </td> </tr> </table>	<p>1. What are they doing? They are _____ (planting trees)</p>		<p>2. What is she doing? She is _____ (planting grass)</p>	
<p>1. What are they doing? They are _____ (planting trees)</p>					
<p>2. What is she doing? She is _____ (planting grass)</p>					
<p>Activity 4</p>	<p>Reciting a rhyme</p> <p>Once inside the tree There lived a little bee Singing zee-zun-zee It flew above the sea But the big wind blew Singing I will catch you Who-oo-ee You cant catch me</p>				

CHILDREN, IT IS GOOD TO EAT FROM A CLEAN PLACE, EAT GOOD FOOD AND WASH YOUR HANDS BEFORE EATING AND AFTER EATING













THEME: PEACE AND SECURITY
LESSON: ONE
HELLO, YOU ARE WELCOME TO THIS LESSON







Dear parent /guardian /sibling, help the learner to get these materials ready for the lesson



Dear learner, in this lesson, we are going to learn about peace and security in our homes
REMEMBER NOT TO TOUCH UNWASHED SURFACES LIKE TABLES



ACTIVITY	WHAT TO DO								
Activity 1	<p>What can you see in the picture</p> <table border="1" data-bbox="306 1115 1310 1980"> <thead> <tr> <th data-bbox="306 1115 727 1182">A</th> <th data-bbox="727 1115 1310 1182">B</th> </tr> </thead> <tbody> <tr> <td data-bbox="306 1182 727 1552">  </td> <td data-bbox="727 1182 1310 1552">  </td> </tr> <tr> <th data-bbox="306 1552 727 1619">C</th> <th data-bbox="727 1552 1310 1619">D</th> </tr> <tr> <td data-bbox="306 1619 727 1980">  </td> <td data-bbox="727 1619 1310 1980">  </td> </tr> </tbody> </table>	A	B			C	D		
A	B								
									
C	D								
									


	<p>Song</p> <p>A ring of roses</p> <p>Ring – a ring of roses</p> <p>A pocket full of posies</p> <p>A-tisboo A-tisboo</p> <p>We all fall down</p>					
Activity 2	<p>Read/tactile words</p> <p>Gun, fight, spear, knife, share, help, play, pray</p>					
Activity 3	<p>Complete sentences</p> <table border="1" style="width: 100%;"> <tr> <td style="width: 50%; vertical-align: top;"> <p>1. Who has a gun?</p> <p>A police man has a _____</p> </td> <td style="width: 50%; text-align: center; vertical-align: middle;">  </td> </tr> <tr> <td style="width: 50%; vertical-align: top;"> <p>2. Who is your friend?</p> <p>Sharif is _____</p> </td> <td style="width: 50%; text-align: center; vertical-align: middle;">  </td> </tr> </table>		<p>1. Who has a gun?</p> <p>A police man has a _____</p>		<p>2. Who is your friend?</p> <p>Sharif is _____</p>	
<p>1. Who has a gun?</p> <p>A police man has a _____</p>						
<p>2. Who is your friend?</p> <p>Sharif is _____</p>						
Activity 4	<p>Draw/brail these pictures in the spaces</p> <table border="1" style="width: 100%;"> <tr> <td style="width: 50%; text-align: center;"> <p>A. A gun</p> </td> <td style="width: 50%; text-align: center;"> <p>B. A spear</p> </td> </tr> <tr> <td style="height: 150px;"></td> <td style="height: 150px;"></td> </tr> </table>		<p>A. A gun</p>	<p>B. A spear</p>		
<p>A. A gun</p>	<p>B. A spear</p>					

LEARNERS, USE GOOD WAYS OF INTERACTING WITH OTHER CHILDREN AND BE CONFIDENT ABOUT YOURSELF THAT YOU CAN READ AND UNDERSTAND THE SELF STUDY MATERIALS AND NOTES FROM YOUR BOOKS

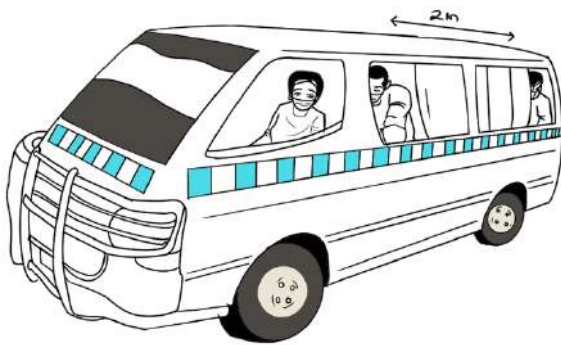
THEME: PEACE AND SECURITY


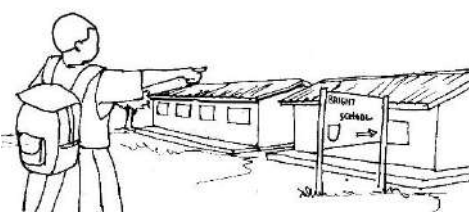










LESSON TWO
HELLO, YOU ARE WELCOME TO THIS LESSON



Dear parent /guardian /sibling, help the learner to get these materials ready for the lesson



Dear learner, in this lesson, we are going to learn about peace and security in our school
REMEMBER COVID-19 CAN BE CONTROLLED TROUGH NOT BEING NEAR YOUR FRIENDS



ACTIVITY	WHAT TO DO								
Activity 1	<p>What can you see in the pictures?</p> <table border="1" style="width: 100%; text-align: center;"> <tr> <td data-bbox="391 1160 925 1227">A</td> <td data-bbox="925 1160 1426 1227">B</td> </tr> <tr> <td data-bbox="391 1227 925 1563">  </td> <td data-bbox="925 1227 1426 1563">  </td> </tr> <tr> <td data-bbox="391 1563 925 1630">C</td> <td data-bbox="925 1563 1426 1630">D</td> </tr> <tr> <td data-bbox="391 1630 925 2036">  </td> <td data-bbox="925 1630 1426 2036">  </td> </tr> </table>	A	B			C	D		
A	B								
									
C	D								
									

Activity 2	Read/tactile the words. Share, help, pray, friends, play	
Activity 3	Complete sentences	
1. What are they doing? They are _____		
2. What is he doing? He is _____		

LEARNERS, IT IS NOT GOOD TO CLIMB OTHER PEOPLE’S FRUIT TREES TO LOOK FOR FRUITS BECAUSE YOU MAY FALL DOWN AND BE HURT OR ELSE DIE.





THEME: PEACE AND SECURITY

LESSON 3

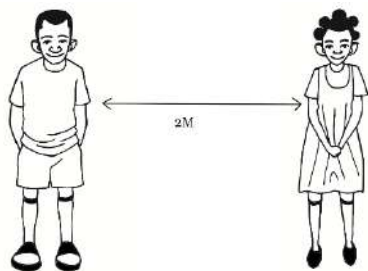
HELLO, YOU ARE WELCOME TO THIS LESSON





Dear parent /guardian /sibling, help the learner to get these materials ready for the lesson




Dear learner, in this lesson, we are going to learn about peace and security in our community

REMEMBER TO AVOID PUBLIC PLACES STAY AT HOME



Activity	What to do	
Activity 1	What can you see in the pictures	
	A	B
		
	C	D
		
	Recite a rhyme	

	<p>The time to be happy is now</p> <p>The place to be happy is here</p> <p>The way to be happy is to make someone happy</p> <p>And I have a little heaven down here</p>	
Activity 2	<p>Read/tactile the words</p> <p>Policeman, policewoman, leader, elder, woman, man</p>	
Activity 3	<p>Complete sentences</p>	
	<p>1. Who is he?</p> <p>He is a _____</p>	
	<p>2. What does he do?(keeps law and order)</p> <p>He _____</p>	

LEARNERS, EATING WELL MAKES US GROW HEALTHY, WELL AND STRONG.

