

**C.R.E LESSON NOTES [PRIMARY ONE] TERM 2**

**THEME: Discovering God's gift to me**

**Week2**

**Lesson one**

**GOD'S CREATION**

Things that God created are; soil, lakes and rivers, land, the sun, the moon, the stars, clouds, water, fresh air, people, animals and plants.

Activity

**Draw and colour these things created by God**

plants	animals	People	stars	moon

**Reference: Standard CRE pg 4, 5, 6**

**Lesson2**

How do we care for God's creation?

- Feeding animals
- Watering plants
- Feeding babies
- Weeding crops
- Treating sick animals

**Activity:**

1. Practical lesson about watering plants.  
Children demonstrating feeding themselves


Mention four ways of mistreating God's creation.

- beating animals
- beating people
- cutting down trees
- starving children

WEEK3  
Lesson 3

### Uses of God's creation

God created the earth on which we live




God created the sun which gives us light



God created the moon which gives light



The stars which shine above



Lakes and rivers as a home of some animals like fish, snakes, frogs, etc



**Activity:**

- a. Draw and colour any four God's creation
- b. How useful are the stars, moon and the sun?

**Lesson4**

**Uses of God's creation**

**Plants**

God made plants which give us;

- food
- shade
- timber, sticks, poles, etc
- herbs [local medicine]
- charcoal and firewood
- flowers for decoration
- furniture

Etc

**Activity**

Draw, name and colour any three things got from plants


WEEK4

**Lesson 5**

**Animals**

- some animals give people company
- some animals are eaten by man
- some animals are kept as pets
- some animals are sold man earns a living
- some birds give us eggs
- some insects are eaten e.g. grasshoppers, white ants etc.

**Activity**

1. Draw and name any two animals kept at home


- 2 .Which animals give us milk?
- 3 . Why do we keep dogs at home?

Lesson 6

**Uses of soil as God's creation**

- For farming
- For pottery
- For making bricks
- For building
- Homes for some animals

**Birds**

- Some birds are eaten
- Some birds give us eggs
- We get feathers for decoration from birds
- We keep some birds as pets e.g. parrots

**Activity:**

- Draw and name any two birds that give us eggs

WEEK 5

**Lesson 7**

**Water**

- We use water for;
- cooking
  - drinking
  - washing

-watering plants  
Etc

**Air**

- We breathe in air called oxygen
- Air supports burning
- Air is used to fly kites
- Air helps sailors to sail boats
- Air helps to winnow seeds
- Seeds need air [Oxygen] to germinate]

**Activity**

Draw and name any three uses of air


**People**

God created people to look after all other creations.

**Lesson 8**

**God's family and our brother Jesus the son of God**

**Jesus' home and childhood**

**The birth of Jesus**

Jesus was born in a manger.

His mother was Mary.

Joseph was his earthly father.

He was born in Bethlehem and he grew up in Nazareth.

He was taken to Egypt because King Herod wanted to kill him.

**Activity:**

Draw Jesus in a manger.

Ref. Luke 2:39-40, 51-52.

Ref. Standard 1 C.R.E pg8


## WEEK6

### Lesson 9

Ways that children can express respect and obedience to elders

- By helping them when they are sick
- Going to bed when they tell us
- By working hard at school
- Not being naughty

Draw yourself helping your elder



### Lesson 10

Accepting Jesus' call and following him

Jesus' followers [disciples]

Simon Peter  
Bartholomew  
Andrew  
Luke  
Thomas  
Mathew  
Judas Iscariot  
Phillip  
James  
John  
Nathaniel  
Mark

#### Activity:

1. Why did the above people follow Jesus?
2. How many disciples did Jesus have?
3. Who betrayed Jesus?

## WEEK7

### Lesson 11

How we can follow Jesus' example of doing good work and prayer

- helping the sick
- feeding the needy
- praying for others
- forgiving
- helping others in danger
- sharing with others
- caring for others

Activity:

Draw yourself caring for someone.


### Lesson 12

Jesus' miracles

- He changed water into wine
- He rose the dead e.g. Lazarus
- He healed the sick
- He fed 5000 people with 5 loaves of bread and 2 fish
- He walked on water
- He made the blind to see

Activity:

Draw and name one miracle performed by Jesus


## WEEK 8

### Lesson 13

Jesus' teaching and serving others

- He washed the feet of His disciples [He encouraged them to love one another]
- He shared with people

- He served all people
- He served the young and old people
- He taught people

**Activity:**

How can we serve others like Jesus?

- Looking after babies
- Helping our parents
- Helping the sick
- Comforting our friends when they are sad
- Sharing with others
- Cleaning the class

**Lesson 14**


**Unity and co-operation through work**

Why is it good to work together?

- It promotes unity
- People learn to share
- people learn to accept one another
- People develop skills
- It simplifies work [makes work easy]
- It creates friendship
- People learn from one another

**Activity**

Draw your self doing useful work



**WEEK 9**

**Lesson15**

Mention any useful work you do at home and school

- washing utensils
- mopping the house
- sweeping the compound
- washing clothes
- sweeping the classroom



- dusting tables
  - picking rubbish
  - fetching water for the needy
- NB: Useful work unites people and pleases God

## **Lesson16**

### **PRAYER**

What do we understand by the term prayer?  
Prayer is the way of communicating/talking to God.

#### **Activity**

Reciting the Lord's Prayer.  
Saying a prayer of thanks.

Ref: Luke 11:1-4

## **WEEK 10**

## **Lesson 17**

When do we need different types of prayer?

- When we are sick
- When we have lost our dear ones
- When we are on journeys
- When we get good things
- When we do bad things
- When we are praising God

#### **Activity**

Recite a prayer for the sick.  
How do we pray to God?  
We pray to God through;  
-singing  
-Reciting the Bible  
-Listening to the word of God

## **Lesson18**

### **GOD'S FAMILY**

The church is God's family for the Christians.

Members in God's family

Christians

Children

Reverends

Priests


Church choir members

Parents

Ways members can show love and concern for each other

- Caring for one another
- Giving comfort to the needy
- Sharing with others
- Caring for the sick

Draw yourself showing love and concern to a friend.



WEEK11

## **Lesson 19&20**

### **SYMBOLS AND SIGNS OF GOD'S FAMILY**

#### **Baptism**

What is Baptism?

Baptism is the way we enter into God's family.

Why are people baptized?

---

Baptism is a symbol of membership in God's family.

Baptism removes the original sin.

Who baptized Jesus?

John the Baptist baptized Jesus.

-

#### THINGS USED DURING BAPTISM

-Water


-Oil

-White cloth

-Light or candle

#### **Activity**

**Demonstrate baptism using water.**



#### **The cross**

It is a sign of God's love to people.

Jesus died on the cross to save us from sins.

Luke 23:44-45

Mathew 27:45-56