

INTERGRATED SCIENCE

WEEK 5

Date: _____



Domestic animals are animals we keep in our homes.

Topic : Our environment

Sub topic: Common animals

Lesson 1

Activity:

1. What are domestic animals?

2. Give four examples of domestic animals.

a) _____ b) _____

c) _____ d) _____

3. Use the letters to find out animal words.

a) Circle, colour and write them down.

D	O	G	K	A	I	T	T	E	N
L	I	D	U	C	K	L	I	N	G
A	J	K	L	M	N	O	P	C	Q
M	R	S	H	E	E	P	S	H	T
B	U	V	W	X	Y	Z	A	I	B
C	D	E	F	G	H	D	U	C	K
C	A	T	I	J	K	L	M	K	N

4. Draw these domestic animals.

dog	cow	cat	Rabbit

Parent/ teacher communication:

Date: _____

Rr Rr Rr Rr

Domestic animals are animals kept at home.

Lesson 2

Activity

1. Read and draw the uses of the animals below.

A dog chases a way rat.	A goat gives us milk.

2. Identify other two uses of domestic animals a part from the ones drawn.

a) _____

b) _____

3. Name the use of the donkey to man on the farm.

6. Name any two products we get from milk.

a) _____

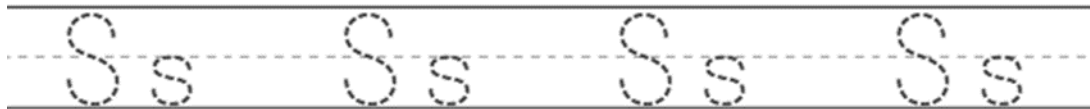
b) _____

Parent / teacher communication:



Lesson 3

Date: _____



Wild animals are animals that live in the bush, forest or water.

2. Mention four examples of wild animals.

a) _____ b) _____

c) _____ d) _____

3. Why do animals kept in the zoo?

5. Draw and colour these wild animals.

Frog	Lion

6. Give one danger of wild animals?

7. Match the products got from each animal.

- Elephant - ivory
- Rhino - horns
- Kob - meat
- Buffalo - meat
- Leopard - skin
- Snake - skin

8. Draw an elephant and show how it is used as a mean of transport.



Parent/ teacher communication:

Lesson 4

Date: _____



Animals are living things.

Activity

1. Match the animals to their young ones.

cow

calf

cat

kitten

pig

piglet

dog

puppy

Man

baby

2. Draw these animals together with their young ones

Dog	Cow

3. Answer this riddle.

1. I am a white rectangle. I am found in your class. Teachers write on me. What am I?

2. Look out for the animals below.

p	m	x	d	A	b	a	v	a	t
f	o	m	o	N	k	e	y	a	w
z	u	e	l	E	p	h	a	n	t
r	s	s	p	W	h	a	l	e	m
i	e	s	h	A	r	k	t	s	g
s	s	g	i	R	a	f	f	e	Z
p	e	m	n	S	b	k	o	b	u
r	l	i	s	r	b	l	x	i	e
t	b	e	a	r	i	f	e	r	i
y	u	g	n	a	t	t	s	d	p

dolphin

shark

bird

foxes

whale

elephant

mouse

giraffe

bear

rabbit

monkey

gnot

lesson 5

Date: _____

Revision activity.

1. What are domestic animals?

2 Name three examples of domestic animals.

a) _____

b) _____

c) _____

3. Draw and name two domestic animals.

4 Identify three dangers of domestic animals.

a) _____

b) _____

c) _____

5.State any three ways of caring for domestic animals.

a) _____

b) _____

c) _____

6.Identify the habitats of these animals.

a. cow _____

b. horse _____

c. pig _____

d. horse _____

7. How can dogs be a problem to people?

Parent communication:

Week 7

Lesson 1

Date: _____

T t T t T t T t

Domestic birds are birds kept at home.

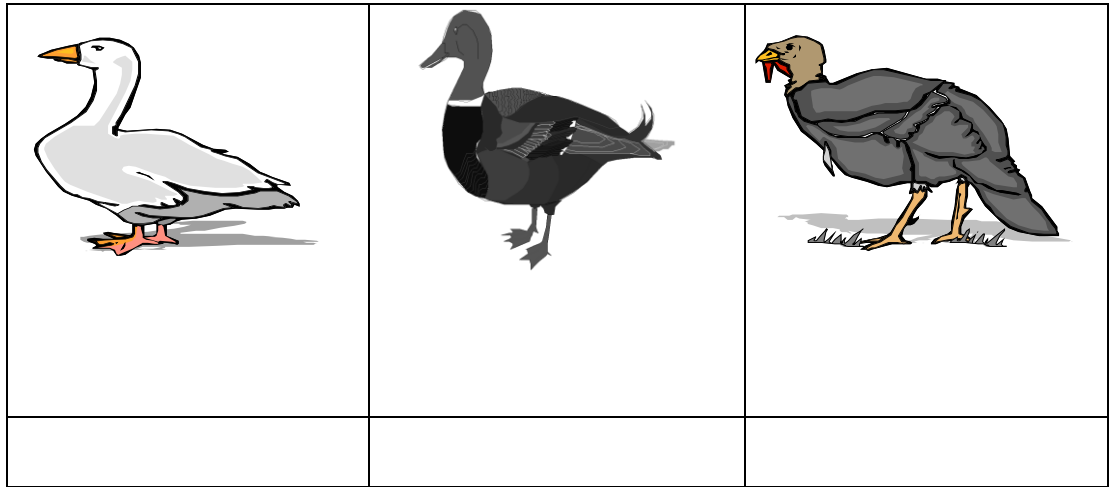
Activity

1. Name the two types of birds.

(a) _____

(b) _____

2. Name these birds.



(turkey goose, turkey, parrot)

Circle the animals from the puzzle and colour them.

B	G	H	O	U	S	E	S	P	A	R	R	O	W	N	O	O
Q	J	F	X	O	F	S	Y	V	K	X	Z	V	W	T	X	B
L	W	J	B	L	U	E	J	A	Y	L	D	S	U	R	F	C
H	G	H	S	I	L	S	J	O	P	Q	K	R	G	E	K	R
O	P	M	O	C	K	I	N	G	B	I	R	D	O	E	P	O
U	N	C	S	G	S	Z	K	E	X	O	C	I	L	S	V	C
S	V	M	M	U	T	E	S	W	A	N	G	Q	D	P	B	K
E	Y	D	U	G	F	P	G	O	S	J	S	N	F	A	E	D
F	G	K	J	Y	P	O	C	O	G	T	J	P	I	R	Z	O
I	G	C	H	I	C	K	A	D	E	E	L	W	N	R	W	V
N	H	I	J	U	P	O	V	P	I	O	T	G	C	O	K	E
C	V	N	A	X	O	M	J	E	H	B	P	A	H	W	Y	N
H	V	W	C	E	Z	Z	X	C	R	O	W	I	Q	N	A	C
X	Q	Z	Y	R	A	J	W	K	D	A	E	A	Z	S	I	F
O	Y	A	Y	C	L	W	R	E	N	U	A	A	V	G	R	G
G	V	W	Q	O	N	N	W	R	E	A	D	G	Y	H	V	I
G	S	T	A	R	L	I	N	G	E	F	Q	N	L	A	H	T
B	I	Q	B	L	A	C	K	B	I	R	D	T	Q	E	Y	T
A	V	W	V	P	Y	S	O	N	G	S	P	A	R	R	O	W

HOUSE SPARROW

ROCK DOVE

STARLING

MUTE SWAN

WOODPECKER

CROW

BLUE JAY

CHICKADEE

SONG SPARROW

GOLDFINCH

HOUSE FINCH

WREN

MOCKINGBIRD

TREE SPARROW

BLACKBIRD



Parent communication:



Date: _____

Dd Dd Dd Dd

Domestic birds are birds that are found in forests and bushes.

Lesson 2

Activity

1. Name the domestic birds you know.

a) _____

b) _____

c) _____

2. Write down the uses of birds;

3. How many days does a hen take to hatch its eggs?

4. Draw these animals

Duck	Hen	Turkey

Parent communication:

Date: _____

D d D d D d D d

Insects are living things and reproduce by laying eggs.

Lesson 3

Activity

1. Name any two common animals in your area.

a) _____

b) _____

2. Circle the dangerous insects.

**Housefly, cockroach, locusts, mosquito, flea, tick, wasp,
bedbug, grasshopper, ants, butterfly, spider, bee, earthworm**

3. Draw and name any two useful insects.

4. Write down three characteristics of an insects.

a) _____

b) _____

c) _____

Parent communication:

Date: _____



Insects are living things and reproduce by laying eggs.

Lesson 4

Activity:

1. Name three examples of useful insects.

a) _____

b) _____

c) _____

2. Why are grasshoppers and white ants important to people?

3. What product do we get from bees?

4. Study the puzzle below and search for each insect' name.

U	I	F	T	G	E	B	E	E	S	W	Q
---	---	---	---	---	---	---	---	---	---	---	---

E	C	Y	I	R	T	U	B	V	A	L	C
A	C	E	C	A	I	X	C	N	N	O	Y
C	A	E	A	S	M	E	T	T	M	C	L
X	D	L	H	S	R	S	H	A	V	S	F
Z	A	T	L	H	E	D	F	D	C	T	R
R	S	E	O	O	T	B	F	X	T	T	E
T	Z	E	I	P	C	B	U	C	A	M	T
J	Z	B	T	P	L	U	E	R	N	E	T
K	Q	V	R	E	O	R	S	X	G	F	U
F	D	C	Z	R	Y	I	W	T	X	Z	B
S	D	X	M	O	T	H	S	E	I	L	F

ANTS BEES BATTLE BUTTERFLY CICADAS

FLIES GNAT GRASSHOPPER GRUB

LOCUST MOTH TERMITE

Lesson 5

Date: _____

Revision exercise

1. Name two common insects.

a) _____

b) _____

2. Fill in the missing gaps.

i) w___sp

ii) fl__a

iii) a__t

iv) bedb__g

v) butt__rfly

vi) grassh__ppers

vii)h___usefly

viii) wh__te ant

3.Name two insects which have wings.

a) _____

b) _____

4.Draw two insects which do not have wings.

Parent communication:

Week 9

Date: _____

Mm Mm Mm Mm

Germination is the growing of a seed into a new plant.

Lesson 1

Activity

1. Name three uses of plants.

a) _____

b) _____

c) _____


2. What is the name given to a young plant.

3. Give any two needs of a seed to germinate.

a) _____

b) _____

4. Draw a nursery bed.



5. Write down three dangers of plants.

a) _____

b) _____

c) _____

Parent communication:

Lesson 2

Date : _____



Activity

1. Write down three dangers of some plants.

a) _____

b) _____

c) _____

2. Mention three uses of plants.

a) _____

b) _____


c) _____

3. Name any two seeds that we eat.

a) _____

b) _____

4. Draw a farmer watering crops.



2. Name any two tools used to water plants.

a) _____

b) _____

c) _____

Parent / teacher communication:

Lesson 3

Date:



Activity

1. Identify two dangers of plants.

a) _____

b) _____

2. State any three ways of caring for plant.

a) _____

b) _____

c) _____

3. Identify the two plants which give us food.

a) _____

b) _____

4. Identify two plants which have big seeds.

a) _____

b) _____

5. Name two plants which have small seeds.

a) _____

b) _____

Parent/teacher communication:

Lesson 4

Date: _____



Some animals have thorns.

Activity

1. Draw a plant and name the following parts.

- a) Leaf
- b) Stem
- c) Flower
- d) Roots
- e) Fruit

2. Name two examples of seeds.

a) _____

b) _____

3. What makes holes in seeds?

4. What do we call a young plant growing of plants?

5. Which soil is the best for growing plants?

6. Write three things which plants need to grow well.

a) _____

b) _____

c) _____

7. Draw and name the plant which grows in water.

Parent communication:

Lesson 5

Date: _____


Revision exercise.

1. Name two plants near your home area.

a) _____

b) _____

2. Draw a plant and name these parts.



a) Leaf

b) Stem

c) roots

3. Name any two tools used to water plants.

a) _____

b) _____

c) _____

4. State any two ways of caring for plant.

a) _____

b) _____

5. Draw a farmer weeding in his garden.



Week 11

Date: _____

Rr Rr Rr Rr

Lesson 1

Activity

1. Why are cats useful to man in a home?

2. Name any two products we get from milk.

c) _____

d) _____

3. Write down the products of these plants.

(a) sugarcane _____

(b) mango _____

(c) Tobacco _____

4. Draw and name two plants in your home area.

5. Look for the words below about plants and colour them.

P	L	A	N	T	V	S	S	O	I	L
A	S	G	H	J	O	N	L	R	W	L
S	P	F	A	S	S	E	E	D	E	W
P	M	L	S	F	T	P	A	Y	I	A
R	O	O	T	K	E	A	F	T	P	T
O	R	W	T	O	M	L	D	F	C	E
U	S	E	U	O	D	T	T	A	I	R
T	O	R	M	S	U	N	F	B	D	Z

PLANT SEED STEM LEAF ROOT

SPROUT FLOWER SUN SOIL AIR WATER

Parent communication:

Lesson 2

Date: _____



Activity

1. Fill in the missing letters on animals.

c__w

go__t

c__mel

ho__se

d__nkey

p__g

2. Draw and name any three plants which give us fruits.

3. Use the puzzle to circle the animals.

T	C	O	T	O	A	D	F
P	H	L	J	B	Y	O	I
V	I	A	B	E	E	W	P
R	C	S	I	A	N	L	Z
C	K	U	R	F	I	S	H
H	E	N	D	R	M	O	U
Q	N	A	H	O	R	S	E
X	Y	F	E	G	A	B	C

4. Draw these things we get from the animal skins.

Mat	belt	Drum	Shoes

5. Mention any two plants which give us fruits.

- a) _____
- b) _____

6. Draw these things we get from hens.

Eggs	Feathers

Parent communication:

Lesson 3

Date : _____



Dogs live in the Kennel.

Activity

1.Fill in the correct letter on animals.

a) she__p

c) h__rse

b) m__nkey

d)z__bra

2.Draw and name any two dangerous animals.

3. Name three examples of harmful insects.

a) _____

b) _____

c) _____

4. Use different colours † for the following parts of a plant

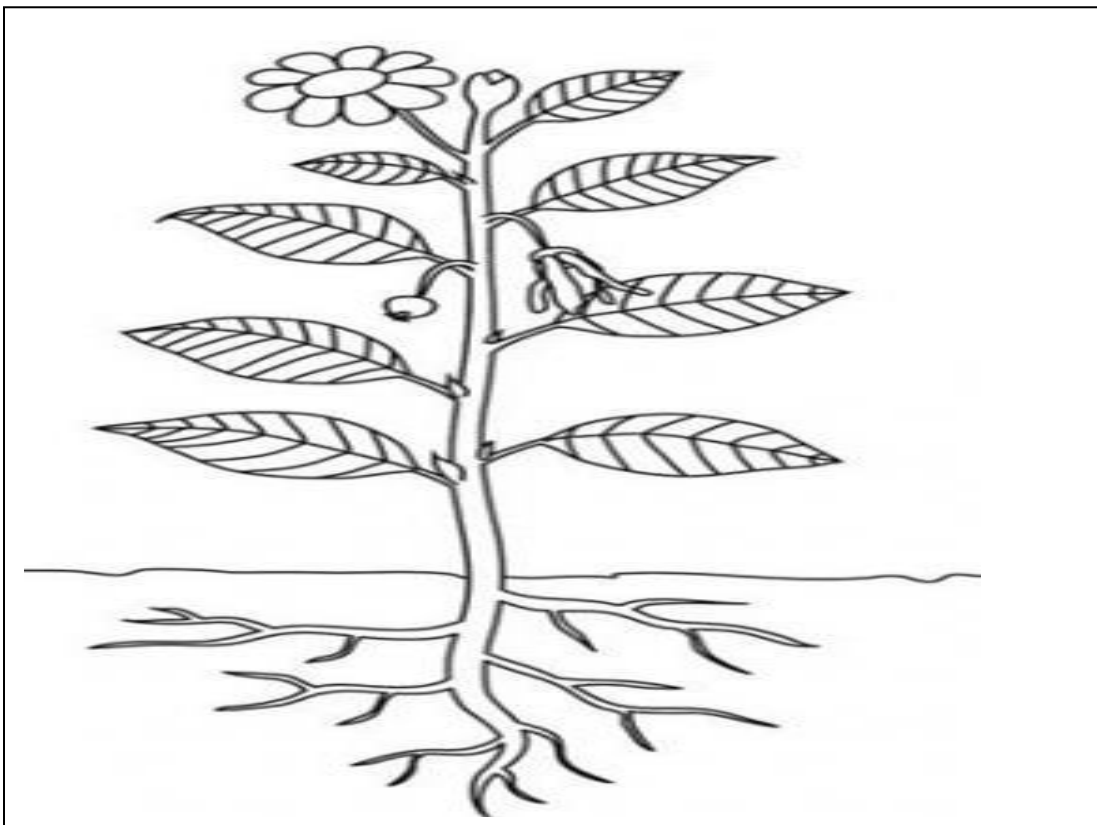
a) red for the leaf.

b) yellow for the flower.

c) brown for the stem.

d) black for the roots.

d) green for the fruit.



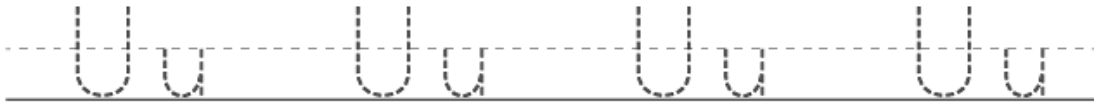
Lesson 4

Date: _____

A dog lives in a kennel.

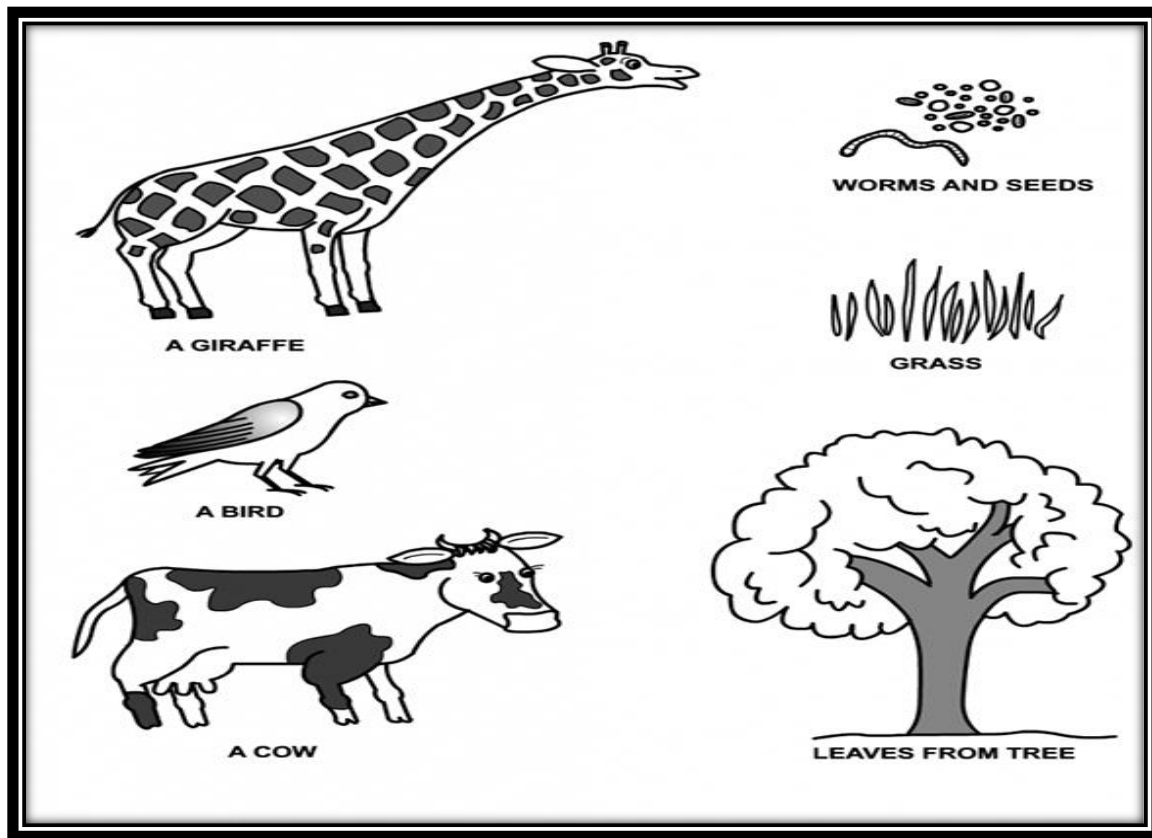
Parent communication:

Date: _____



Activity

1. Study the picture and answer the questions.



a) Name the domestic animal from the picture.

b) Identify the wild animal from the picture.

c) Name the bird shown in the picture.

d) Name the insect shown in the picture.

e) Colour all the pictures.

3. **Read the story and answer questions.**

One day, Mary went to buy fruits from the market. She found when the prices were high.

Therefore, she decided to change and go to another place but still in vain.

As she was going back home, she found her friend who told her that the prices are high because people are using the fruits to prevent or cure corona virus.

She took her to a garden where they found a farmer who had grown different types of fruits such as mangoes, oranges, carrots, onions, ginger, tomatoes and many others.

Here she was able to buy many fruits at low price. Mary was very happy because she was going to be safe from covid 19 which is spreading very fast and killing many lives of young and adults.

a) What did Mary want to buy from the market?

b) Why do you think the prices of fruits were high?

c) Where did Mary and her friend go to buy fruits?

d) Give two examples of the fruits the farmer grows garden.

Lesson 5

Date: _____

Revision exercise.

1. Name any two products we get from milk.

e) _____

f) _____

2. Name the two types of birds.

(c) _____

(d) _____

3. Copy the words correctly

grasshoppers

white ants

bees

4. Name two examples of useful insects.

a) _____

b) _____

5. List down two insects which grow through four stages.

i) _____

ii) _____

6. Draw these insects.

Cockroach	Grasshoppers

Parent communication:

