

## P.1 ENGLISH TOPICAL BREAKDOWN FOR TERM I – 2018

**THEME: OUR SCHOOL**  
**SUB THEME: GREETINGS AND FAREWELL**

Vocabulary about greetings and farewell structures about greetings and farewell.  
A dialogue about greetings and farewell..

### PEOPLE FOUND AT SCHOOL

- Titles of people found at school (Naming them)
- Structures about people found at school i.e
- Who is this? This is a .....
- Who are they? They are .....
- Giving the plural form of people found at school.

### VERBS

- Describing verbs.
- Naming activities/verbs that people found at school do.
- i.e Sweep – sweeping
- mop - mopping
- arrange - arranging

Structures about activities/verbs done at school. i.e

- What is .....doing?
- Harriet/She/Tom/he is .....
- ..... are.....

- Completing the given sentences i.e

The cleaners are mopping the .....(chalkboard, classroom)

Things found in the classroom

- Naming things found in the classroom.
- Using structures i.e
- What is this? This is a .....
- What is that? That is a .....
- Giving the plural form of things found in the classroom. i.e
- pencil - pencils

duster - dusters

- Using these structures to answer.

Is this a .....?

Yes, it is.

No, it is not.

Are these.....?

Yes, they are.

No, they are not.

### **ADJECTIVES**

- Words describing the classroom objects

i.e dirty, small, white

- Structures to be used.

The ..... is ..... is .....

The.....are .....

Writing and using describing words correctly.

Forming sentences from the table using describing words.

**THEME: OUR HOME**

**SUB THEME: PEOPLE FOUND AT HOME**

- Vocabulary about people found at home. (naming and drawing)

- Use of "is" to talk about what people are doing.

- Using these structures to talk about what they are doing.

i.e Is mother/father.....

Yes, she is .....

No, he is not. She is .....

### **THINGS FOUND AT HOME**

- Vocabulary about things found at home .

- Use of "is" to talk about what people are doing.

- Using these structures to talk about what they are doing

i.e Is .....mother/father.....

Yes, She is .....

No, he is not. She is .....

## THINGS FOUND AT HOME

- Vocabulary about things found at home i.e  
saucepan , kettle , hoe , plate , etc

### **Structures**

What is this? This is a .....

What is that? That is a .....

Giving the plural form of things found at home.

Using these structures

What are these? These are .....

What are those? Those are .....

- Is this a .....?

Yes, it is a.

No, it is not.

Are these .....? Yes, they are. No, they are not.

Forming sentence from the able about using “these” and “this”

## ALPHABETICAL ORDER

- a) Writing letters in order a – z.
- b) Changing letters in capital and small letters.
- c) Writing words using capital and small letters.
- d) Writing the letter before and after.
- e) Arranging letters in alphabetical order.

## NOUNS

- Identifying nouns.
- Using the plural form of nouns by adding “s”.
- Giving the plural form of nouns by adding “es”.
- Using “is” or “are” in sentences and in a substitution table.
- Using Are or Is at the beginning of statements.
- using “has” or “have”
  - to complete sentences
  - to make sentences from the substitution table.

## **VERBS**

- Describing verbs
- Identifying verbs in sentences.
- Writing and using verbs in present continuous tense.
- (Verbs that just add “ing”

### **Structures**

- Describing verbs
- Identifying verbs in sentences
- Writing and using verbs in present continuous tense.
- (Verbs that just add “ing”)

What is .....he/she/they/we .....doing?

- Verbs that drop “e” and then add “ing”
- Writing verbs in present continuous tense
- Using the verbs in sentences.

## **WAS OR WERE**

- Using was or were in sentences
- Using was or were to form sentences e.g from the substitution table.

## **PUNCTUATION (Using capital letters)**

- Identifying where capital letters are written.
- Punctuating using capital letters.

Using full stops (.)

- Identifying full stops at the end of each sentence.
- Punctuating using full stops.

Using a question mark (?)

- Identifying where to write a question mark.
- Punctuating sentences using a question mark.

## **OPPOSITES**

- Identifying opposites.
- Giving opposites of the given words.

## COMPOUND WORDS

- Forming compound words.
- Identifying compound words.

## PREPOSITIONS

Prepositions of places

Drawing pictures

Prepositions of verbs (A few to be taught) i.e

at , to , over , of , in , from , against

look at    different from

go to     proud of

fly over     lean against

suffer from                                        point to

## GETTING A SHORT WORD FROM THE LONG ONE

Finding a short word from a long one. i.e

teacher - tea, her , each , he , teach

## FINDING THE ODD WORD

- Find a word from the list that does not match with others.

i.e ear , ~~dress~~ leg hand  
chair pen ~~orange~~ pencil

**GERSHIBON CHRISTIAN SCHOOLS**  
**P.1 ENGLISH LESSON NOTES FOR TERM I – 2016**

**OUR SCHOOL**

A school is a place where people go to learn.

Greetings and farewell

Vocabulary

<b>Lesson 1</b>	<b>Lesson 2</b>	<b>Lesson 3</b>
Hello	i am	teacher
Good morning	fine	madam
Good afternoon	how	do
Alright	thank you	bye
Good evening	are	children
We	sir	class
	pupils	

**Activity:** The teacher gives a filling in exercise.

**Structures**

Good morning/afternoon/ evening children.

Good morning/afternoon/evening teacher/sir/madam

How are you/class/pupils/children?

We are alright teacher, thank you.

**Activity:** Learners read through in groups and pairs.

**Dialogue**

Teacher: Hello.....

.....: Hello teacher

Teacher: Good morning/afternoon/evening

.....: Good morning/afternoon/evening teacher

Teacher: How are you?

.....: I am alright/fine, thank you

**Activity:**

Learners act the dialogue and do filling in exercise.

**Dialogue**

Jane: Good afternoon Paul.  
 Paul: Good afternoon Jane.  
 Jane: How are you?  
 Paul: I am fine, thank you.  
 Jane: Good bye.  
 Paul: Good bye

**Activity**

the teacher writes a dialogue for the learners to fill in.  
The teacher writes questions about the dialogue two.

**PEOPLE FOUND AT SCHOOL**

Titles of people found at school.

teacher    cook nurse    cleaner    librarian    bursar    headteacher  
 secretary    gatekeeper    children/pupils


**Activity:**

1. Filling in the missing letters
2. Writing the words correctly

**Structures.**



Who is his?  
 This is a .....



Who are they?  
 They are .....

**Activity:**

Drawing pictures and using structures to name.

Giving the plural form of people found at school.

one	many
teacher	bursars
teacher	teacher
secretary	secretaries
child	children, etc.

In sentences

This is a \_\_\_\_\_ (teachers, teacher)

They are \_\_\_\_\_ (secretary , secretaries)

Activities/verbs that people do at school.

Verbs are activities people do.

Verbs are action words or doing words.

Examples are;

Verb/Activity	Happening
read	reading
mop	mopping
arrange	arranging
cook	cooking
write	writing
read	reading
mop	mopping
collect	collecting
pick	
draw	
learn	
skip	
clean/rub	

**Structures**

Ali

What is Ali doing?



Ali is .....





What are they doing?  
They are .....

Completing the given sentences.

- 1) The cleaners are mopping the .....(chalkboard, classroom)
- 2) The children are arranging the .....(roof , books)

**THINGS FOUND IN A CLASSROOM**

Drawing and naming things found in a classroom.

a duster



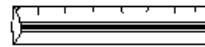
a book



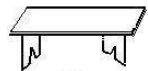
a chair



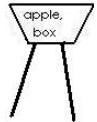
a ruler



a bench



Structures.



What is this?  
This is a .....



What is that?  
This is a .....

Giving plural form of the classroom objects

**One**

- a pen
- a piece of chalk
- a desk

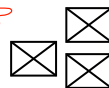
**many**

- pens
- pieces of chalk
- desks

**Structures**

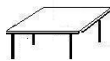


What are these?  
These are.....




What are those?  
Those are .....

Answering questions using Yes or No.



Is this a table?  
Yes, it is.



Are these tables?  
Yes, they are.



Is this a pencil?  
No, it is not.



Are these dusters?  
No, they are not.

**ADJECTIVES**

Words describing the classroom objects i.e  
dirty, small , clean , white , long , short , big , blue

Structures to be used

The .....is .....

The.....are.....e.g

**Activity**

the table is dirty.

The chairs are short.

The book is big.

**Activity**

1. Writing and using the describing words correctly e.g  
itydr \_\_\_\_\_ leanc \_\_\_\_\_

2. Forming sentences from the table using describing words. etc..

The	book	is	clean
	pens		small
	cupboard	are	white
	chairs		dirty
	rulers		big
		long	


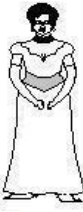



**OUR HOME**

Describe a home.

Vocabulary about people found at home.

mother , sister , uncle , grandfather , cousin , niece , father , brother ,  
grandmother , nephew

- Drawing and naming people found at home.

## Structures

Use of .....is .....to talk about what people are doing..

.....is cooking food.

Mother is cooking food.

.....is sleeping.

Grandmother is sleeping.

.....is fetching water.

Uncle is fetching water.

## Using these structures to talk about what they are doing.

Is mother or father.....?

Yes, she is. Yes, he is.

No, she/he is not.

He/She is .....

## THINGS FOUND AT HOME

Vocabulary about things found at home i.e saucepan , plate , cup , television , bed , basin , bucket , kettle , brush , hoe , jerrycan.

## Structures

What is this?

This is a .....



What is that?



That is a .....

Is this a .....?

Yes, it is.

No, it is not.

Giving the plural form of things found at home i.e

Singular (one)

Plural

saucepan

saucepans

basin

basins

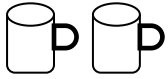
plate

.....

hoe

.....

## Structures



What are these?

These are .....



What are those?

Those are .....

Are these .....

Yes, they are .....

No, they are not.

Forming sentences from the table using these are/ this is / those are/that is

This			television.
Those	are		plates.
These		a	chair.
That	is		benches.

1. \_\_\_\_\_
2. \_\_\_\_\_
3. \_\_\_\_\_

## ALPHABAETICAL ORDER

The alphabetical letters (Apital and small letters)

Aa Bb Cc Dd Ee Ff Gg Hh Ii Jj Kk Ll Mm  
Nn Oo Pp Qq Rr Ss Tt Uu Vv Ww Xx Yy Zz

Changing letters from capital to small.

G ⇒ g    E ⇒ e  
B ⇒ b    A ⇒ a  
J ⇒ j    D ⇒ d

Changing words in capital letters to small letters.

LEG - leg    SCHOOL - school  
DOG - dog    TABLE - table  
HEN - hen    SPOON - spoon  
KETTLE - kettle    CHAIR - chair

Changing letters from small to capital letters.

f	-	F	m	-	M
p	-	P	s	-	S
v	-	V	y	-	Y

Changing words in small into capital letters

teacher	-	teacher	bag	-	.....
bursar	-	bursar	ruler	-	.....
mother	-	mother	duster	-	.....
cupboard	-	cupboard	pupil	-	.....

Which letter comes just after?

d , ___	n , ___	e , ___	t , ___
p , ___	y , ___	B , ___	k , ___

Which letter comes just before?

___ , g	___ , o	___ , B	___ , y
---------	---------	---------	---------

Arranging letters in alphabetical order

d , a , c , b	_____
l , l , j , k	_____
t , c , h , g	_____

## NOUNS

- What is a noun?
- A noun is a naming word

Identifying nouns

- Names of people e.g Mary , Jane , etc
- Names of schools e.g Mengo PS, etc
- Names of places e.g Kampala, Kawempe , Nakasero , Kireka, etc
- Names of objects e.g stone, ball, bag
- Names of lakes , days, months, rivers

## Activity

Identifying nouns from the written sentences.

1. I live at Buloba.

2. Mary is here.
3. The cat is running.
4. Lake Victoria is a big lake.
5. oday is Friday.
6. Suzan was born in December.

### Using articles “a” and “an”

“A” is used when a noun begins with a consonant sound.

“An” is used when a noun begins with a vowel sound.

### Using article “An” on words and in sentences.

“an” is used on single nouns that begin with vowel sounds e.g. a, e, l, o, u

### Examples of single nouns.

an elephant	an insect
an egg	an umbrella
an owl	an ant
an arrow	an apple
an ox	an axe
an inkpot	an ostrich, etc

“a” is used on single nouns that begin with consonant sounds e.g.

a book	a snake
a chair	a pencil
a table	a door
a knife	a mat
a television	a nest, etc

### **Activity**

1. Give an activity about filling “a” or “an” using single nouns.
2. An exercise about using “a” or “an” in sentence form. e.g
  - a) This is \_\_\_\_\_book.
  - b) Show me \_\_\_\_\_orange.
  - c) She is eating \_\_\_\_\_egg.
  - d) Musa has \_\_\_\_\_pen and \_\_\_\_\_book.
  - e) \_\_\_\_\_apple is a fruit.
  - f) \_\_\_\_\_cow is a domestic animal.

g) Bring me \_\_\_\_\_ umbrella and \_\_\_\_\_ book.

**Plural of nouns by adding “s”.**

Giving the plural form of nouns by adding “s” in list form and sentence form.

Singular (one)	Plural (many)
one hen	two hens
one pen	two pens
one ship	two ships
one farm	_____
one home	_____
one school	_____
one spoon	_____
one basket	_____
one boy	_____
one flower	_____

**Activity:**

Complete the sentences correctly.

1. Tom has one book but Mary has seven \_\_\_\_\_
2. Dorothy has one chair but Rose has nine \_\_\_\_\_
3. One orange but three \_\_\_\_\_.
4. One bicycle but twelve \_\_\_\_\_
5. One \_\_\_\_\_ but many houses.
6. One \_\_\_\_\_ but many tables.
7. Christine is carrying four \_\_\_\_\_ (mat)
8. Maureen is pushing many \_\_\_\_\_ (baskets)

**Plurals by adding “es”**

Some nouns which end with x, o, ch, sh, s, add es to change into plural e.g

Singular (one)	Plural (many)
a bus	buses
a tomato	tomatoes
a church	churches
a fox	foxes
a dress	_____

a potato \_\_\_\_\_  
 a mango \_\_\_\_\_  
 a glass \_\_\_\_\_  
 a bench \_\_\_\_\_  
 a brush \_\_\_\_\_  
 a brush \_\_\_\_\_  
 a mosquito \_\_\_\_\_  
 ash \_\_\_\_\_

**Activity:**

Change the nouns from singular (one) to plural (many) to complete the given sentences.

1. Put the \_\_\_\_\_ in the basket. (tomato)
2. Are these \_\_\_\_\_? (bus)
3. \_\_\_\_\_ are fruits. (mango)
4. \_\_\_\_\_ live in the bus. (fox)
5. \_\_\_\_\_ are dangerous insects. (mosquito)
6. All my \_\_\_\_\_ are dirty. (dress)

**“is” or “an”**

1. “Is” is used when talking about one thing and in now time.
2. “Are” is used when talking about many things and in now time e.g

**Talking about one**

1. The girl is reading a book.
2. There is an egg on the tray.
3. She is carrying a Bible.
4. Is this a dog?
5. Is the girl sick?
6. The mango is rotten.

**Talking about more than one**

- The girls are reading books.  
 There are four eggs on the tray.  
 They are carrying bibles.  
 Are these dogs?  
 Are the girls sick?  
 The mangoes are rotten.

**Activity:**

Use “is” or “are” to complete the sentences.

1. The boys \_\_\_\_\_ playing football.
2. \_\_\_\_\_ those your books?
3. The child \_\_\_\_\_ sick.
4. There \_\_\_\_\_ a cup on the table.



5. This mango \_\_\_\_\_ sour.
6. \_\_\_\_\_ this a butterfly? etc.

Making sentences from the substitution table orally and written ones using “is” or “are”.

She	are	nine apples in the basket.
The boy		playing with the doll.
These	is	mangoes
This box		eating food.
There		full of berries.

1. \_\_\_\_\_
2. \_\_\_\_\_
3. \_\_\_\_\_
4. \_\_\_\_\_
5. \_\_\_\_\_

Using “are” or “is” at the beginning of a statement.

“Are”; ⇒

- It can begin a question and it should be written with a capital letter at the beginning like below.
  - It is used when asking about many things. e.g
1. Are these fruits?
  2. Are there many people in the room?
  3. Are they singing the anthem?
  4. Are those red apples?
  5. Are tomatoes fruits?
  6. Are we going home now?
  7. Are you sick?
  8. Are you sick?

“is”

It can begin a question and it should be written with a capital letter at the beginning like in the sentences below.

It is used when talking about one thing e.g

1. is this a bench?
2. Is Mary going to school?
3. Is a mango a fruit?
4. Is Ruth a musician
5. Is Ruth sick?
6. is the orange rotten?

**Activity:**

Fill in the gaps with “is” or “Are” to complete the sentences.

1. \_\_\_\_\_ Halima our head girl?
2. \_\_\_\_\_ we putting on the black shoes today?
3. \_\_\_\_\_ Agnes a nurse?
4. \_\_\_\_\_ the kitten burnt?
5. \_\_\_\_\_ all the girls fat?
6. \_\_\_\_\_ he visiting the uncle today.
7. \_\_\_\_\_ the vegetables ready?

Using “has” or “have” to complete the sentences.

“Has” is used on these pronouns.

She  
He  
It

has Note: Nouns can also be used in the place of pronouns.

“Have” is used on these pronouns.

We  
They  
I  
You

have Note: nouns can also be used to replace pronouns.

Examples of sentences.

**“has”**

1. She has a blue bag.
2. Ruth has a nice doll.
3. The woman has a sharp knife.
4. It has a long tail.
5. He has a tall bicycle.

**“have”**

1. I have a good bag.
2. Solomon and Paul have arrived.
3. We have seen the doctor.
4. We have seen seven cars.
5. They have eight trains.

6. The lion has big eyes.

6. Ruth and I have nice bags.

**Activity:**

Re-write these sentences by filling in the correct word.

1. Mary and Jane \_\_\_\_\_ long hair.
2. She \_\_\_\_\_ a nice plate.
3. I \_\_\_\_\_ a blue dress.
4. You \_\_\_\_\_ a good pencil.
5. It \_\_\_\_\_ eaten all the food.

Make sentences from the substitution table below.

She		a doll.
They	have	nice bag.
I		big eyes.
Mary		mangoes and oranges.
We	has	books.
The snake		

1. \_\_\_\_\_
2. \_\_\_\_\_
3. \_\_\_\_\_
4. \_\_\_\_\_
5. \_\_\_\_\_

**VERBS**

Verbs are doing words or action words.

examples of verbs are;

look      eat      play      learn      sleep  
dance      read      draw      kick      beat  
write      sweep      run      drive      sit  
go      come      walk      ride, etc

**Activity:**

Identify verbs from these sentences.

1. I can eat bread.
2. She walks slowly.
3. The baby is crying.

4. Who is sleeping?
5. Did she go there?
6. Martha is reading a Bible.

Writing and using verbs in present continuous tense (now tense)

is , are , now , and “ing” on the verb/action indicate present continuous tense.

Writing verbs in present continuous tense.

Verbs that just add “ing”

<b>Verb</b>	<b>Present continuous (now) tense.</b>
teach	teach <b>ing</b>
learn	learn <b>ing</b>
eat	eat <b>ing</b>
read	read <b>ing</b>
point	point <b>ing</b>
look	_____
play	_____
work	_____
draw	_____
climb	_____
etc	_____

**Use the correct form of the verbs given in brackets.**

1. I am \_\_\_\_\_ my teeth. (brush)
2. Grace and Diana are \_\_\_\_\_ the floor. (sweep)
3. The milk is \_\_\_\_\_. (boil)
4. We are \_\_\_\_\_ hard. (work)
5. Are t hey \_\_\_\_\_? (eat)
6. Why are you \_\_\_\_\_ out? (go)
7. Lule is \_\_\_\_\_ a tree. (climb)
8. Deborah is \_\_\_\_\_ a novel. (read)

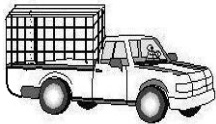
**Verbs that drop “e” and then add “ing” in now tense.**

<u>Verb</u>	<u>Present continuous tense</u>
drive	driving
dance	dancing
move	moving
like	liking
take	taking
make	_____
close	_____
save	_____
drive	_____

Complete the sentences with the correct form of the given verb.

1. Dad is \_\_\_\_\_ a car. (drive)
2. Is teacher \_\_\_\_\_ on the chalkboard? (write)
3. They are \_\_\_\_\_ to visit us (come)
4. Mummy is \_\_\_\_\_ a cake. (bake)
5. She is \_\_\_\_\_ very well. (dance)
6. We are \_\_\_\_\_ very fast. (move)

**Structures**



What is she/he/they, we \_\_\_\_\_ doing?  
What is he doing?  
He is \_\_\_\_\_



What are they doing?  
They are \_\_\_\_\_

**WAS OR WERE**

Using “was” or “were” in sentences.

“was” is used for one item or person in the past.

“Were” is used for more than one item or person in the past. e.g

**“was”**

1. One egg was cracked.
2. The apple was in the basket.
3. Was it a good pen?
4. Was the teacher in the room?
5. There was a bee in the hive.

**“were”**

1. There were four tins on the box.
2. Molly and Al were sick.
3. Were there tomatoes in the market.
4. were the oranges rotten?
5. Nine chicks were hatched.

**Activity:**

Fill in the sentences with “was” or “were”

1. The boys \_\_\_\_\_ reading their books.
2. The dress \_\_\_\_\_ beautiful.
3. \_\_\_\_\_ the oranges ripe?
4. The birds \_\_\_\_\_ flying over the airport.
5. \_\_\_\_\_ she taken out?
6. The cat \_\_\_\_\_ playing with the kitten.
7. The apples \_\_\_\_\_ green.

Using the substitution table to form sentences.

The girl	were	sleeping on the mat
The boys		reading books.
Mary	was	eating food.
He		saying prayers.

1. \_\_\_\_\_
2. \_\_\_\_\_
3. \_\_\_\_\_
4. \_\_\_\_\_
5. \_\_\_\_\_

**PUNCTUATION**

Punctuating using capital letters.

Where should capital letters be written.

- at the beginning of a name of a person, titles of books, plays or films.
- at the beginning of a name of a place.
- at the beginning of a statement.
- at the beginning of days of the week.

- at the beginning of months of the year.

For example

1. Sarah is a doctor in Mulago hospital.
2. Paul lives in Kampala.
3. Gertrude is reading a Bible.
4. Juma watched That's life Mwattu.
5. The baby was born in December.
6. Were there ready guavas?
7. Did you visit the zoo yesterday?
8. The little boy will come on Monday.

**Activity:**

Use capital letters to punctuate.

1. rose is a girl.
2. her mother's name is mary.
3. mengo is a big school.
4. my name is esther.
5. anitah is my sister.

Punctuating using a full stop (.)

- A full stop is a dot written at the end of a telling sentence.
- A telling sentence does not need an answer.

For example

1. A dog is a domestic animal.
2. Butter is made from milk.
3. Lule is a handsome man.
4. There are two teachers in the room.
5. She is cooking beans.

**Activity:**

Punctuate using a full stop at the end of each telling sentence.

1. Sugar is sweet.
2. Bees make honey
3. A young cat is called a kitten.
4. I am seven years old.

5. The teacher is teaching now.

Testing exercise about using capital letters and full stops.

1. i live at kawempe.

\_\_\_\_\_

2. my name is agnes

\_\_\_\_\_

3. he was born in july

\_\_\_\_\_

4. today is monday

\_\_\_\_\_

5. reading is fun

\_\_\_\_\_

Punctuating using a question mark (?)

- A question mark is written at the end of an asking sentence.
- It is a statement that needs an answer.

For example

1. What is your name?
2. Why are you crying?
3. Were there many soldiers?
4. Is he sick?
5. Where do you live?
6. How old are you?
7. Have you seen the doctor?

**Activity:**

- Children shall form asking sentences orally.
  - Put a question mark at the end of these asking statement.
1. Which of these toys do you like
  2. Are you a doctor or a nurse
  3. How many days make a week
  4. In which month do we celebrate Christmas?



A mixed exercise about using capital letters. Full stops and question marks.

1. today is friday

\_\_\_\_\_

2. my school is fairways primary school

\_\_\_\_\_

3. who is your friend

\_\_\_\_\_

4. is peter sick

\_\_\_\_\_

5. the girl is reading a quran

\_\_\_\_\_

6. how many fingers do you have

\_\_\_\_\_

7. why are you late

\_\_\_\_\_

8. where is grace's bag

\_\_\_\_\_

9. there are thirty eggs on the tray.

\_\_\_\_\_

## **OPPOSITES**

Opposites of adjectives and verbs

- Adjectives are describing words.

Identify the opposites of these adjectives

<b>word</b>	<b>opposite</b>	<b>Word</b>	<b>Opposite</b>
tall -	short	dirty -	clean
big -	small	new -	old
hot -	cold	quick -	slow
poor -	rich	strong-	weak
fat -	thin	full -	empty
good -	bad	go -	come
first -	last	give -	take
wet -	dry	start -	end
late -	early	hard -	soft

### **Activity**

Give the opposites of the underlined adjectives.

1. Pretty is a fat girl. \_\_\_\_\_
2. This is a big animal. \_\_\_\_\_
3. A horse is a weak animal. \_\_\_\_\_
4. That nail is hot. \_\_\_\_\_
5. It is a good habit to greet. \_\_\_\_\_
6. Ritah came early to school. \_\_\_\_\_
7. Joan had a basket full of tomatoes. \_\_\_\_\_
8. Sophia has a hard board. \_\_\_\_\_
9. A young man. An \_\_\_\_\_ man.

### **COMPOUND WORDS**

Compound words are words formed by joining two words e.g

tea + pot - teapot

rail + way - railway

bed + room - bedroom

### **Activity**

Join the two words together and form compound words

- arm + chair - \_\_\_\_\_
- table + cloth - \_\_\_\_\_
- dust + bin - \_\_\_\_\_
- sick + bay - \_\_\_\_\_
- key + board - \_\_\_\_\_
- hand + bag - \_\_\_\_\_
- match + box - \_\_\_\_\_
- butter + fly - \_\_\_\_\_
- school + flag - \_\_\_\_\_
- slower + vase - \_\_\_\_\_

Read the sentences and form compound words.

A pot used for tea is a \_\_\_\_\_

A room for bath is a \_\_\_\_\_

A vase for a flower is a \_\_\_\_\_

A room for beds is a \_\_\_\_\_

A bell used at school is a \_\_\_\_\_

A bell at the door is a \_\_\_\_\_

Work to be done at home is \_\_\_\_\_

A man who brings milk is a \_\_\_\_\_

Identifying compound words from the given sentences.

1. The classroom is dirty.
2. The chalkboard is broken.
3. The teacher will visit the airport.
4. Kaliisa has a handbag.


**PREPOSITIONS**


**Prepositions are words that show positions**


Examples of prepositions are ;


under, on , in , over , behind , infront of , near , between , at the side of


- Writing the correct preposition about the given pictures.
- Making sentences about the given pictures.

1.  The birds are flying \_\_\_\_\_ the tree.


2.  The pencils are \_\_\_\_\_ the tin.

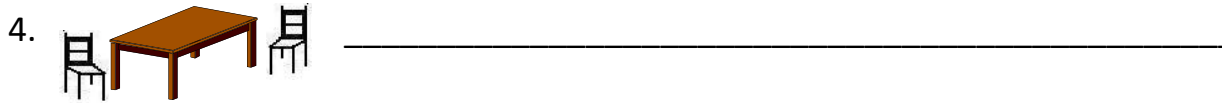


3.  The tree is \_\_\_\_\_ the house.

4.  The ball is \_\_\_\_\_ the boys.

5.  The cat is \_\_\_\_\_ the box.

Learners writing their own sentences about drawn pictures.

1.  \_\_\_\_\_



### GETTING A SHORT WORD FROM A LONG ONE

Getting a short word from the long word.

- schoolgirl - school , girl
- prepositions- positions , sit , on
- teacher - tea , each , he , her
- doing - do , in
- compound - pound , un
- office - off , of , ice
- afternoon - after , noon , on
- Pigeon - pig , on
- donkey - don , key , on

### FINDING THE ODD WORD

The odd word is the one which does not rhyme with others .e.g

a) ear leg hands dress

b) chair pen orange pencil

c) vest pen dress vest

d) hen dog cat sheep

Find the odd word going across.

- |                   |              |                |               |
|-------------------|--------------|----------------|---------------|
| 1. flag           | anthem       | motto          | <u>pencil</u> |
| 2. <u>cassava</u> | stone        | rope           | chair         |
| 3. teacher        | headteacher  | <u>milkman</u> | cook          |
| 4. on             | under        | in             | <u>big</u>    |
| 5. tent           | <u>ruler</u> | bungalow       | hut           |

**NB:** The odd word can be got rid of by;

- underlining
  - circling/ringing
  - ticking
  - writing out
2. Give as many exercises as possible depending on the different subtopics in different subjects or learning areas.

## PRIMARY ONE ENGLISH LESSON NOTES TERM II 2016

### **THEME: WEATHER**

1. Vocabulary on the elements of weather (rain, wind, rain, clouds)
2. Structure: (is this a ....., It is raining)
3. Vocabulary on types of weather (rainy, sunny, windy, cloudy)
4. Structures: (What is the weather like?) It is ....
5. Vocabulary on garden tools
6. Structures: (What is this/that? This is/That is.....)
7. Vocabulary on things we use on different types of weather. (shirt, sweater, jacket, umbrella)

### **THEME 2: Accidents and safety**

1. Vocabulary: Things that cause accidents) fire, razorblades, needle  
Structure: Show me a knife.
2. Vocabulary : (Types of accidents) cuts, falls, burns  
Structures: A .....cuts

### **THEME 3: FOOD AND NUTRITION**

1. Vocabulary (examples of food) banana, fish, beans, ....  
Structure: What are they: Is this a.....?
2. Vocabulary : (Places where we get food from) market, garden, lakes  
Structures: Where we get eggs?/Is this a .....?
3. Arranging letters in alphabetical order.
4. Arranging words in alphabetical order
5. Prepositions
6. Plurals (y – ies) (f – ves)
7. Doing words doubling the last letter
8. Past tense of words doubling add (ed)
9. Use a comma
10. Use of capital letters
11. Short forms of days of the week.
12. Short forms of months of the year
13. Opposites
14. Adjectives
15. Comparing adjectives
16. Pronouns

- 17.Past tense of “d”.
- 18.Past tense of “ed”.
- 19.Past tense of ied.
- 20.Present simple tense “s”.
- 21.Present simple tense “es”
- 22.Present simple tense “ies”
- 23.Do or does

**THEME 4: LIVING TOGETHER**

1. Vocabulary (family members) sister, brother, mother .....  
Structures: He is my...../The .....of my.....is my.....

**THEME: WEATHER**

**Sub theme: elements of weather**

Content: vocabulary

Sun, rain, clouds, wind

Structures

Is it.....? (raining)

Yes, it is ..... Or No, it is not..... It is.....

**Examples**

1. Is it shining?  
No, it is not. It is raining.
2. Is it shining?  
Yes, it is shining.

**Activity**

**Answer correctly**

1. Is there wind?
2. ....
3. Is it raining?
4. ....

**Vocabulary (types of weather)**

Windy, rainy, cloudy, sunny

**Structures**

What is the weather like?

It is .....

Is it .....

Yes, it is .

No, it is not.

**Examples**

1. What is the weather like?

It is rainy.

Is it rainy?

Yes, it is

2. What is the weather like?

It is sunny

Is it rainy?

No, it is not.

***Activity***

**Answer correctly**

1. What is the weather like?

.....

2. Is it sunny?

.....

**Vocabulary**

Water, axe, knife, panga, hoe, spade, rake

**Structures**

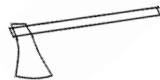
What is this / that?

It is a.....

This / that is a .....


**Examples**

1. What is this?



It is an axe.

2. What is that?




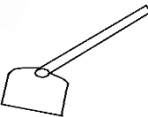
It is a spade.




**Activity**

**Answer correctly**

1.  What is this?  
.....

2.  What is that?  
.....

3.  What is this?  
.....

**Vocabulary**

Seed, plant, weed


**Structures**

Is he/ she .....(weeding)

Yes, he/ she is.

Examples

1.  Is it a seed?  
Yes, it is a seed.

2.  Is he digging?  
.....

**Vocabulary**

Shirt, dress, sweater, hat, jacket, socks, umbrella, gumboots

**Structures**

What is this/ that?


This / that is a .....

It is a .....

Examples

1.  What is this?  
It is a dress.

2.  What is that?  
.....

3.  What is this?  
.....

**THEME: ACCIDENTS AND SAFETY**

**Vocabulary**

Pin, knife, fire, razorblade, stone, broken glass, needle

**Structures**

Show me a.....

This is a .....

Don't play with a .....

That is a .....

**Examples**

1. Show me a knife.  
This is a knife.
2. That is a broken glass.  
Don't play with a needle

***Activity***

**Answer correctly**

1. Show me a stone.
2. Show me a razorblade.
3. Show me a broken glass.

Form a sentence using "That is a ....."

 .....

 .....



.....

Vocabulary hurt, cut, burn, poison, fall

**Structures**

.....kills. (poison, juice)

A..... cuts. (razorblade, needle)

The tree is falling.

**Vocabulary**

Ill, sharp, prick, drown, fracture

**Structures**

Are you ill?

Is he hurt?

***Activity***

Answer correctly using the words in brackets

1. Are you.....? (ill, prick)
2. Is it.....? (drown, sharp)
3. Are you .....? (hurt, hat)

**THE ALPHABET**

Arranging letters in a b c order

Arranging words in alphabetical order or a b c order

***Activity***

Arrange these letters in a b c order

- |               |               |
|---------------|---------------|
| 1. d, c, a    | 3. m, j, k, l |
| 2. h, f, e, g | 4. w, y, x, z |

Arrange these words in alphabetical or a b c order.

- a) cat, apple, bag
- b) flower, dog, cow, boy
- c) jug, hut, kennel, leaf

d) umbrella, zoo, web, yam, tree


### **PREPOSITION**


in, on, under, over, near, next to.


#### Activity 1


#### **Fill in a correct word**


On, under, near, in over


a)  The pencil is \_\_\_\_\_ the tin.

b)  The bird is flying \_\_\_\_\_ the church.

c)  The ball is \_\_\_\_\_ the box.

d)  The basket is \_\_\_\_\_ the bottle.

e)  The fish is \_\_\_\_\_ the basket.

c)  The cat is \_\_\_\_\_ the table.

#### ***Activity 2***

#### **Fill in the correct preposition**

a) Mary is sitting \_\_\_\_\_ the mat.

b) The boy is pointing \_\_\_\_\_ the sun.

c) The bird is flying \_\_\_\_\_ the tree.

d) The fish is \_\_\_\_\_ water.

e) Is she looking \_\_\_\_\_ the flower.

**Underline the preposition in the sentence**

- a) Tom is looking ( to, on, at ) the aeroplane.
- b) Marvin is pointing ( under, to, over) the bird.
- c) The aeroplane is flying ( near, over ) the church.
- d) She comes to school ( by, on, in ) foot.
- e) Mother goes to work ( on, by ) car

**Make correct sentences using the picture.**

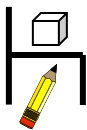


a) \_\_\_\_\_



b) \_\_\_\_\_

c) \_\_\_\_\_



a) \_\_\_\_\_

b) \_\_\_\_\_

**PLURALS**

**Changing y to ies**

- |         |         |         |       |
|---------|---------|---------|-------|
| Lorry   | lorries | fly     | _____ |
| Baby    | _____   | city    | _____ |
| Puppy   | _____   | country | _____ |
| _____   | _____   |         |       |
| Family  | _____   | lady    | _____ |
| Society | _____   |         |       |

**Activity 1**

**Complete the sentences by filling in the plurals of the words in the bracket.**

- 1. A dog had two \_\_\_\_\_. (puppy)
- 2. My aunt has four \_\_\_\_\_. (lorry)
- 3. There are many \_\_\_\_\_ in the toilet. (fly)
- 4. Those \_\_\_\_\_ are very smart. (lady)
- 5. The woman is carrying \_\_\_\_\_. (baby)

**Activity 2**

**Change the underlined nouns to the plural form**

1. It is a big family. \_\_\_\_\_
2. I like my country. \_\_\_\_\_
3. she is a smart lady. \_\_\_\_\_
4. Kampala is a big city. \_\_\_\_\_
5. Tom is driving a lorry. \_\_\_\_\_

## **PLURALS**

Changing f to v before adding es

Leaf - leaves	half - halves
Calf - calves	shelf - shelves
Knife - knives	hoof - hooves
Thief - thieves	loaf - loaves
Wife - wives	

### **Activity 1**

#### **Complete these**

One leaf		three _____
One knife	four	_____
One thief	two	_____
One loaf	five	_____
One shelf	six	_____
One wife	seven	_____

## **PRESENT CONTINUOUS TENSE**

### **Verbs which double the last letter**

get	getting	shut	shutting
sit	sitting	swim	swimming
dig	digging	mop	mopping
run	running	win	winning
cut	cutting	shop	shopping
stop	stopping	put	putting
skip	skipping	clap	clapping

### **Activity 1**

#### **Add ing to the words in brackets and fill in the gaps**

- a) The man is \_\_\_\_\_ in the garden. (dig)
- b) The children are \_\_\_\_\_ their hands. (clap)
- c) We are \_\_\_\_\_ to school. (run)
- d) She is \_\_\_\_\_ on the chair. (sit)

### **PUNCTUATION**

#### **a) comma**

A comma is used to separate items and to show a pause in a long sentence.

Example

1. Peter, Jane and Sarah are my friends.
2. Marvin bought sweets, cakes, toys and pencils.

#### **Activity 1**

Put a comma where necessary

1. My mother gave me bread        milk and eggs.
2. I have books   pencils   and money in my bag.
3. Kato   Mary   Bbosa and   Jane   are my friends.
4. John bought   tomatoes   meat   fish and rice.
5. I have a        bag   a dress and a pair of shoes.

#### **Capital letters**

Write capital letters where necessary

- a)    today is Monday.
- b)    my name is alice.
- c)    He is going to bukoto.
- d)    bob and Alvin are friends.
- e)    I was born in december.

### **Short forms**

#### **Days of the week**

Sunday	-	Sun.
Monday	-	Mon.
Tuesday	-	Tue.
Wednesday	-	Wed.
Thursday	-	Thur
Friday	-	Fri

Saturday - sat.

### Activity 1

#### Write the names of days in short

- a) Friday \_\_\_\_\_ b) Wednesday \_\_\_\_\_  
c) Saturday \_\_\_\_\_ d) Monday \_\_\_\_\_

#### Write in full

- e) sun \_\_\_\_\_ f) Thur \_\_\_\_\_  
g) Wed \_\_\_\_\_ h) Fri \_\_\_\_\_

#### Months of the year

e.g. January - \_\_\_\_\_ February - \_\_\_\_\_

### Activity 1

1) Write in short

- a) December \_\_\_\_\_ b) March \_\_\_\_\_  
c) October \_\_\_\_\_ d) November \_\_\_\_\_

2. Write in full

- a) Aug \_\_\_\_\_ b) Feb \_\_\_\_\_  
c) Jan \_\_\_\_\_

**NB** - There are some months which do not have short forms e.g.

April, May, June, July

#### Short forms of other words

Doctor	<u>Dr.</u>	School	<u>Sch.</u>
Hospital	<u>Hosp.</u>	Teacher	<u>Tr.</u>
Road	<u>Rd</u>	number	<u>No</u>
Master/mister	<u>Mr.</u>		

### Activity

#### Write these words in short

Master	_____	school	_____
Hospital	_____	Teacher	_____
Road	_____	Number	_____



**Write in full form**

- a) Dr. \_\_\_\_\_
- c) Mr. \_\_\_\_\_
- e) No. \_\_\_\_\_

- b) Tr. \_\_\_\_\_
- d) Hosp. \_\_\_\_\_

**OPPOSITES**

**Give the opposites of these words e.g.**

Long \_\_\_\_\_

open \_\_\_\_\_

Big \_\_\_\_\_

short \_\_\_\_\_

Clean \_\_\_\_\_

sad \_\_\_\_\_

Dry \_\_\_\_\_

good \_\_\_\_\_

**Describing objects**

- A tall tree

- A big box

- A dirty shirt

**Activity 1**

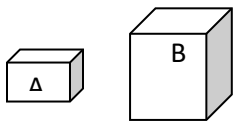
**Use these words correctly**

(big, short, tall, small, long)



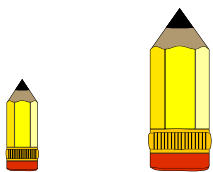
A is a \_\_\_\_\_ tree.

B is a \_\_\_\_\_ tree.



A is a \_\_\_\_\_ box.

B is a \_\_\_\_\_ box.



A is a \_\_\_\_\_ pencil.

B is a \_\_\_\_\_ pencil.

A

B

## Adjectives - comparisons

long	longer	longest
tall	taller	tallest
small	smaller	smallest
short	shorter	shortest
smart	smarter	smartest

## Complete the table

tall	_____	tallest
_____	smaller	smallest
short	smarter	smartest
long	longer	_____

## **THEME FOUR**

### **LIVING TOGETHER**

#### **Vocabulary**

mother , sister , father , baby , uncle , aunt , daughter  
niece , nephew , son , grandfather m grandfather

#### Structures

he is my .....

The .....of my.....is my .

#### For example

He is my .....(brother, daughter)

She is my .....(grandmother)

The son of my mother is my .....

#### Activity

Complete the sentences correctly.

1. Andrew is my .....(sister, brother)
2. Sanyu is Mrs. Kalule's ..... (daughter, son)
3. Arnold is Jane's .(grandfather, grandmother)

**THEME FOUR**  
**FOOD AND NUTRITION**

Examples of food

potatoes, fish , bananas , beans , millet , peas , eggs , hens

**Structures**

What are they?

They are .....

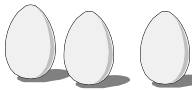
What are these:

These are.....

For example



What are they?




What are these?

***Activity***

Answer correctly.



What are they?



What are these?

Sources where we get food from.

**Vocabulary**

shop , market , garden , farm , lakes , plants

Chicken like hens , turkeys , ducks , cocks

**Structures**

Where do you get .....from?

We get .....from .....

Do you like .....

Yes, I do or No, I don't

**Activity:**

Write these words correctly

- 1. denrga \_\_\_\_\_
- 2. ketmar \_\_\_\_\_
- 3. opsh \_\_\_\_\_
- 4. armf \_\_\_\_\_

Answer correctly

- 5. Where do we get beans from?
- 6. Where do we get fish from?
- 7. Do you like peas?

**Vocabulary**

goat , cow , pig , rabbit


**Structures**

This is a .....

That is a .....

**Activity**

Form correct sentences



Here is a \_\_\_\_\_



This is a \_\_\_\_\_

**The present simple tense**

**Vocabulary**

sleep                      store

keep                      drive

sweep                      cook

peel                    dig  
move                  clean  
take                  bathe  
boil                    pay

**Add “s” to the verb below**

**Verb present simple tense**

sweep                                  sweeps  
bathe  
boil  
clean  
take  
pay  
move  
sleep  
cook

Change the word in brackets to present simple tense

1. Rose .....food every evening. (eat)
2. Musa.....water every day. (boil)
3. Daddy.....us to school every morning. (drive)
4. That boy.....three times a day. (bathe)

Lesson twenty four

Present simple tense by adding “es”

Vocabulary

Wash            watch    preach            teach    hatch    match    go            box    do            brush

NB: Verbs that end with sh, x, ch, o, s we add ‘es’ to form present simple tense

**Examples**

wash            washes  
watch  
preach  
brush  
box  
fetch

### Activity I

Use the word in brackets to fill the gaps correctly

1. Joy .....her dresses every day. (wash)
2. The hen.....many eggs every month. (hatch)
3. Sarah.....her teeth every night. (brush)
4. Who .....water every morning? (fetch)

### **Lesson 25**

Changing 'y' to 'i' before adding 'es'

#### Examples

- Cry - cries  
Fly - flies  
Carry - carries  
Marry- marries  
Copy - copies  
Try - tries

### **Activity**

Add 'ies' to the words in brackets

1. The baby .....every day. (cry)
2. A bird.....(fly)
3. He.....a big box on his heads. (carry)
4. She.....groundnuts every day. (fry)
5. Peter.....his friend's work every day. (copy)

### **Lesson 26**

The present simple tense "do and does"

Does - is used for one thing or person. (he, she, it)

Do – is used for I, you, they, we

#### Examples

1. I do my homework every day.
2. Do you like that teacher?
3. He does his best to help me.

### Activity 1

Make correct sentences from the table

He	does	his	work
She	do	her	weekly
It		its	homework
Joy and Ruth		their	things
They		our	daily work.

.....  
.....  
.....

### Activity 2

Use 'do' or 'does' to fill the gaps

1. Lucy .....her work neatly.
2. I .....my homework every evening.
3. You must.....well in your exams.
4. She.....her work quickly.
5. They.....their work confidently
6. ....she sing sweetly.
7. ....you know your school anthem?
8. ....it eat rats?

### **Lesson 13**

#### **The past tense**

Adding "d" to verbs to change them to past tense

We add "d" to some verbs to change them to past tense

#### Examples

save - saved                      waste \_\_\_\_\_  
move - \_\_\_\_\_                      sneeze \_\_\_\_\_  
love - \_\_\_\_\_                      taste \_\_\_\_\_  
bathe - \_\_\_\_\_                      shore \_\_\_\_\_  
live - \_\_\_\_\_                      use \_\_\_\_\_  
chase - \_\_\_\_\_                      hope \_\_\_\_\_

### Activity 1

discussing the verbs which take "d" in the past tense

## activity 2

change the verbs in brackets to past tense and fill the blank spaces

1. Peter \_\_\_\_\_ loudly. (sneeze)
2. She \_\_\_\_\_ all the sugar. (use)
3. Joy \_\_\_\_\_ her new dress. (like)
4. He \_\_\_\_\_ loudly last night. (snore)
5. They \_\_\_\_\_ to the new home. (move)

## **Lesson fourteen**

Adding “ed” to verbs to change them to past tense

Look- looked	help _____
push _____	end _____
play _____	wash _____
stay _____	touch _____
fill _____	borrow _____
help _____	post _____
paint _____	talk _____
call _____	

## **Activity 1**

**Make sentences using “any” of the above words orally**

- e.g. 1. James touched the hot saucepan.  
2. she helped me to sweep the house.  
3. Joy played with a doll yesterday.

**Verbs which double the last letter before adding ‘ed’**

Stop – stopped  
Clap – clapped  
Drop – dropped  
Mop – mopped  
Skip – skipped  
Shop – shopped

## **Activity**

**Add ‘ed’ to the verbs in brackets and fill in the gaps**

1. I .....a rope yesterday. (skp)
2. The children.....their hands in the classroom. (clap)
3. Daddy.....at school last Friday. (drop)
4. The policeman.....the cars last week. (stop)
5. She.....the house neatly. (mop)

**Verbs which drop ‘y’ and add ‘ied’**



Examples

Verbs	past tense
Dry	dried
Fly	flied
Cry	cried
Marry	married
Carry	carried
Bury	buried

**Activity**

**Write the past tense of the following verbs**

1. Hurry
2. Study
3. Try

**Complete the sentences with the words in brackets**

4. The baby .....loudly. (cry)
5. Father.....my mother. (marry)
6. He.....driving a car. (try)

**Pronouns**

Pronoun is a word that is used in the place of a noun

**Pronouns in singular and plural form**

<b>Singular</b>	<b>plural</b>
He	they
She	we
It	you
You	you

Examples

1. Jerry is going to school. He is going to school.
2. Mother is sleeping. She is sleeping.
3. Paul and John are friends. They are friends

**Activity 1**

**Constructing sentences using any of the above pronouns orally**

**Activity 2**

**Reading sentences**

### **Activity 3**

#### **Match words to their correct pronouns**

The children	he
Paul	it
The cat	she
Mary and Jane	thye
Daddy	he
Juma and I	we

### **Activity 4**

#### **Use the given pronouns in place of nouns correctly (it, she, they, he)**

1. Joan is cooking.
2. The boy is washing the shirt.
3. The cat has a rat.
4. Annet and Aisha are playing.
5. The cow is eating grass.
6. Julius is running.

### **Activity 5**

#### **Underline the pronouns from these sentences**

1. He is eating a banana.
2. We are going to attend a wedding
3. They were school symbols.
4. I was given one book.
5. You opened the door widely.

## **TOPICAL QUESTIONS FOR TERM II P.1 2016**

### **The alphabet**

1. Arrange these letters in alphabetical order  
a) d, c, b, a      b) m, j, k, l  
c) h, f, e, g      d) w, y, x, z
2. Arrange these words in alphabetical order

a) sun, clouds, wind, rain

b) rainy, sunny, cloudy, windy

c) cat, apple, bag


d) jug, hut, kennel, leaf

3. Arrange these words in alphabetical order

a) umbrella, jacket, gumboots, sweater

### The prepositions

1. Write the correct prepositions for each picture



\_\_\_\_\_



\_\_\_\_\_



\_\_\_\_\_



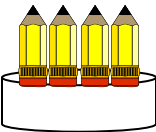
2. Fill in the correct prepositions



a)



The aeroplane is flying \_\_\_\_\_ the tree.



b)

The pencils are \_\_\_\_\_ the tin.



c)

The bottle is \_\_\_\_\_ the basket.



d)

The ball is \_\_\_\_\_ the chair.

3. Read and fill in the correct prepositions

a) The bird is flying \_\_\_\_\_ the mosque.

b) Sarah is pointing \_\_\_\_\_ the sun.

c) The boy is sitting \_\_\_\_\_ the chair.

d) The pencils are \_\_\_\_\_ the tin.

4. Tick the correct preposition in these sentences

a) Mary is pointing (under, to, at) the sun.

b) The aeroplane is flying (near, over) the hills.

c) Mummy goes to work (by, on, in ) car.

d) Safina comes to school (by, on, in ) foot.

e) Peter is looking (at, over, in ) the snake.

5. Make correct sentences using the snake.

a)



\_\_\_\_\_

b)

\_\_\_\_\_

c)

\_\_\_\_\_

### **Plurals**

1. **Give the plurals of these words**

a) lorry \_\_\_\_\_

e) family \_\_\_\_\_

b) berry \_\_\_\_\_

f) lady \_\_\_\_\_

c) puppy \_\_\_\_\_

g) city \_\_\_\_\_

d) country \_\_\_\_\_

h) fly \_\_\_\_\_

2. **Give the plurals of the words in the brackets**

a) Daddy has four \_\_\_\_\_ (lorry)

b) There were many \_\_\_\_\_ in the saloon. (lady)

c) Mrs. Bbale has produced two \_\_\_\_\_ (baby)

d) There are many \_\_\_\_\_ at the pit. (fly)

e) Kampala and Nairobi are good \_\_\_\_\_ (city)

### **Change the nouns to plural**

a) Uganda is my country. \_\_\_\_\_

b) Bob is carrying a baby. \_\_\_\_\_

c) Dad has a lorry. \_\_\_\_\_

d) We have a big family. \_\_\_\_\_

e) She is a beautiful lady. \_\_\_\_\_

### **Plurals**



f



to

v

1. Complete these

a) One leaf ten \_\_\_\_\_

b) One wife two \_\_\_\_\_

c) One shelf seven \_\_\_\_\_

d) One loaf three \_\_\_\_\_

e) One thief six \_\_\_\_\_

2. Give the plural of the words given

a) hoof \_\_\_\_\_

d) calf \_\_\_\_\_

- b) knife \_\_\_\_\_ e) half \_\_\_\_\_  
 c) wife \_\_\_\_\_

**3. Change the underlined word to plural form**

- a) The cow has a calf. \_\_\_\_\_  
 b) Mr. Musis married a beautiful wife. \_\_\_\_\_  
 c) The thief was found stealing our hens. \_\_\_\_\_  
 d) The leaf is on my bed \_\_\_\_\_

**Fill in the plurals of the words in brackets**

- a) The \_\_\_\_\_ are green. (leaf)  
 b) The \_\_\_\_\_ were killed and burnt. (thief)  
 c) Betty bought two \_\_\_\_\_ of bread for break. (loaf)  
 d) Our \_\_\_\_\_ are sharp. (knife)

**Present continuous tense.**

1. Change the given verbs to present continuous tense

- a) get \_\_\_\_\_ e) clap \_\_\_\_\_  
 b) run \_\_\_\_\_ f) win \_\_\_\_\_  
 c) stop \_\_\_\_\_ g) swim \_\_\_\_\_  
 d) skip \_\_\_\_\_ h) mop \_\_\_\_\_

2. Use the given verb in the bracket and add "ing"

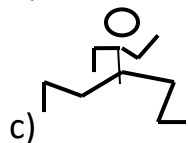
- a) We are \_\_\_\_\_ on the floor. (sit)  
 b) The children are \_\_\_\_\_ for the visitors. (clap)  
 c) The girl is \_\_\_\_\_ to school. (run)  
 d) Bbale is \_\_\_\_\_ in the garden. (dig)

**3. Write a correct sentence about the pictures using these verbs**

Sitting, skipping, digging, running

a) \_\_\_\_\_

b) \_\_\_\_\_



\_\_\_\_\_

d)

---

### Past tense

1. Give the past tense of the given verbs

- |               |               |
|---------------|---------------|
| a) stop _____ | d) clap _____ |
| b) mop _____  | e) skip _____ |
| c) drop _____ | f) shop _____ |

2. Add "ed" to the verbs in brackets and fill in the gaps

- a) The children \_\_\_\_\_ for the visitors. (clap)  
b) The girls \_\_\_\_\_ their classrooms last Saturday. (mop)  
c) Sarah and Betty \_\_\_\_\_ a rope yesterday. (skip)  
d) Our driver \_\_\_\_\_ us at school in the morning. (stop)

### Punctuations (comma)

1. Put a comma where necessary

- a) Patricia has a book a pencil and a rubber.  
b) Mary bought ice cream soda and safi juice.  
c) My mother gave me bread milk and eggs.  
d) Betty Berna and Bridget are sisters.  
e) Mummy has a bag a coat and a scarf.

### Capital letters

2. Write capital letters where necessary

- a) my name is jane.  
b) I live at busega.  
c) my school is kampala model.  
d) betty and bosco are friends.  
e) I was born in april.  
f) today is Friday.

### Punctuate these sentences correctly

- a) alice is a beautiful girl.  
b) today is monday  
c) keith is going to bwaise.  
d) I have a bag a coat and an umbrella.

2. Write these words in full

- a) sun. \_\_\_\_\_ b) Tue. \_\_\_\_\_

- c) Thur. \_\_\_\_\_
3. Write the names of the days in short
- a) Wednesday \_\_\_\_\_ b) Saturday \_\_\_\_\_
- c) Monday \_\_\_\_\_
4. Fill in the missing days of the week
- a) Sunday, \_\_\_\_\_, Tuesday, Wednesday, \_\_\_\_\_, Friday, Saturday
5. Write in short these months of the year.
- a) December \_\_\_\_\_ b) October \_\_\_\_\_
- c) November \_\_\_\_\_
6. Write in full
- a) Aug. \_\_\_\_\_ b) Feb. \_\_\_\_\_
- c) Jan. \_\_\_\_\_
7. Write the short forms of these words
- a) Doctor \_\_\_\_\_ b) school \_\_\_\_\_
- c) Teacher \_\_\_\_\_
8. Write in full
- a) Hosp. \_\_\_\_\_ b) Rd. \_\_\_\_\_
- c) No. \_\_\_\_\_

### Opposites

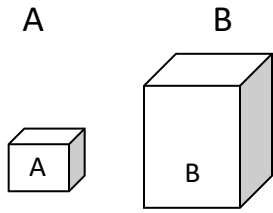
1. Give the opposites of these words
- a) long \_\_\_\_\_ b) clean \_\_\_\_\_
- c) good \_\_\_\_\_ d) near \_\_\_\_\_
2. Give the opposite of the word given in brackets to complete the sentences
- a) Mary's pencil is \_\_\_\_\_. (long)
- b) Our compound is very \_\_\_\_\_. (dirty)
- c) I have a \_\_\_\_\_ head. (small)
- d) The baby's tea is very \_\_\_\_\_. (cold)
3. Write the opposite of the underlined word
- a) Sarah comes from far. \_\_\_\_\_
- b) Our school is big. \_\_\_\_\_
- c) A giraffe is very tall. \_\_\_\_\_
- d) The tea is very hot. \_\_\_\_\_

### Describing objects

#### Use these words correctly

(big, short, tall, small, long)





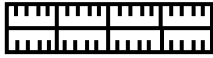
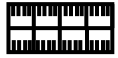
Tree A is a \_\_\_\_\_ tree.

Tree B is a \_\_\_\_\_ tree.

Box A is a \_\_\_\_\_ box.

Box B is a \_\_\_\_\_ box.

Ruler A is a \_\_\_\_\_ ruler.



Ruler B is a \_\_\_\_\_ ruler.

A      B

**Adjectives**

**Complete the given table correctly**

tall	_____	tallest
short	shorter	_____
long	_____	longest
big	bigger	_____
small	_____	smaller

**Doing words**

1. Add ies to the given verbs

- a) try \_\_\_\_\_
- b) cry \_\_\_\_\_
- c) dry \_\_\_\_\_
- d) fly \_\_\_\_\_

**Use the verb given in brackets to complete the sentences**

- a) My grand mother \_\_\_\_\_ groundnuts everyday. (fry)
- b) The baby \_\_\_\_\_ for milk. (cry)
- c) An aeroplane \_\_\_\_\_ over our school everyday. (fly)
- d) Teo \_\_\_\_\_ a basket of yellow bananas every evening. (carry)



## ENGLISH LESSON NOTES FOR PRIMARY ONE TERM III 2016

### **THEME 1: OUR TRANSPORT**

1. Vocabulary: Types of transport (road, air, water, railway)  
Structures: What is this/that.....?  
Where is the.....?
2. Vocabulary: Means of transport (road, car, bus, bicycle, etc and air aeroplane)  
Structures: Is this a car?  
Yes/No it is.
3. Vocabulary: far, near, heavy, light  
Structures: The .....is heavier than a .....  
Is it far/near?

Comprehension exercise

### **THEME 2: THINGS WE MAKE**

1. Vocabulary: (Examples of things we make()) balls, ropes, baskets  
Structures: (Are these.....?  
Can you make a .....?)
2. Vocabulary: (Things used to make crafts) banana fibres, papyrus  
Structures: What do you use to make.....?
3. Vocabulary: (Where we get things used to make crafts) swamps , plants, etc  
Structures: Where do we get.....?

### **THEME 3: OUR ENVIRONMENT**

1. Vocabulary: (Animals found in the environment) cow, goat, sheep  
Structures: Is this a..?
  2. Vocabulary: (Plants found in the environment. Pawpaw, mango, orange)  
Structures: Is this a .....
- Comprehension about animals.

### **THEME 4: PEACE AND SECURITY**

1. Vocabulary: (fight, fire , hate, like play, pray, share)  
Structures: What do you like/ hate.....?
2. Vocabulary: (gun , spear , knife , needle, stone, stick)  
Structures: Do you have a .....

What is this?

3. Vocabulary:(Peace , love, safe, share, play, talk)

What are they doing?

Structures: Dialogue

4. Vocabulary: (Policeman/woman, teacher, elder, soldier)

Structures: What can you see?

5. What is she/he?

Comprehension about peace and security.

1. and
2. but
3. similes
4. because
5. group names
6. collective nouns
7. use of a comma
8. use of a question mark
9. past tense
- 10.plural (man-men)
- 11.synonyms
- 12.analogies
- 13.homophones
- 14.THINGS WE MAKE

Comprehension about things we make

- 15.gender
- 16.comparing adjectives
- 17.apostrophe
- 18.short forms using an apostrophe

**P.1 ENGLISH LESSON NOTES TERM III**

**THEME : TRANSPORT**

Sub theme : types of transport

**Vocabulary**

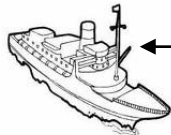
Road, water, air, railway

**Structures**

What is this / that? What type of transport is this/that?

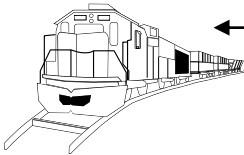
This/ that is .....

**Examples**



← What is this?

This is water transport



**What is that?**

**That is railway transport**

**Activity**

Answer correctly



What is this? (aeroplane)

.....



What is this? (car)

.....

**SUB THEME: MEANS OF TRANSPORT**

**Vocabulary**

Car, bus, train, aeroplane, bicycle , wheel barrow, ox, motorcycle, tricycle, train, lorry, trailer, helicopter, boat, s hip, parachute,

**Structures**

What are these/ those? far, near, height, fast, slow, common

These are .....

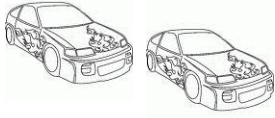
Those are .....

## Activity 1

### Examples



What are these?  
These are bicycles.



What are those?  
Those are cars.

## Activity 2

1. Match means of transport and their types.
2. Match means of transport with places.
3. Making sentences about the given pictures.
4. complete the sentences correctly. (analogies)
5. Write words correctly.
6. Fill in the missing letters.
7. Comprehension work

## THEME: THINGS WE MAKE

### Sub theme: things we make

#### Content: vocabulary

Pots, ropes, baskets, balls, stools, brooms, mats, hats, carpets, shoes, sandals, stools

1. This is a/That is
2. Composition (guided pictorial)


### Structures

1. Where is the.....? on, in, under, near, between, over, in front of, behind
2. What are these/those?

### Examples



What are these?  
These are.....




Where is the ball?

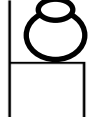



The ball is under the bench.

### Activity

1. What are they?  
.....

2.  Use, yes, it is./No, it is not.  
Is this a stool?  
.....

3.  Where is the pot?  
.....

4.  Use Yes, they are./No, they are not.  
Are these ropes?  
.....

5.  What is this?  
.....

### Sub theme: things we use to make crafts

#### Vocabulary

Banana fibre, strings, paper, papyrus, leaves, clay, raffia, sisal, wires, bottle tops, beads, seeds, threads, reed, sticks, straws, soil

#### Structures

What do you use to make.....?

I use .....to make.....

#### Example

What do you use to make a mat?

We use palm leaves.

#### Activity

1. What do you use to make a ball?  
.....

2. What do you use to make a stool?  
.....

Comprehension about things we make

**THEME: ENVIRONMENT**

**Sub theme: things found in our environment**

Content: vocabulary

Animals, plants, stones, buildings, birds, insects, soil, air, water

**Structures**

What are they? They are.....

What are these? These are .....

**Examples**



What are these?  
These are insects.



Are these stones?  
Yes, they are.

**Activity**


**Answer correctly**



1.

**Use:** Yes, they are./No, they are not..... It is a .....  
Is this a bird?

.....



2.

Are these animals?

.....



3.


**Use:** Yes, they are./No, they are not..... They are .....  
Are these buildings?

.....



4.

These are .....



5.

They are.....

**SUB THEME: ANIMALS IN OUR ENVIRONMENT**

**1. Vocabulary**

Cow, pig, goat, sheep, monkey, lion, zebra, snake

**2. Structures**


What is this.....?

This is a .....

Is this a .....


Yes, or No, it is .....

**Examples**



What is this?

This is a cow.



Is this a pig?

No, it is not.

**Activity**

a)



What is this?

.....


b)



Is this a monkey?

.....

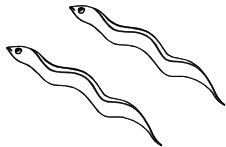
c)



What are these?

.....

d)



Are these snakes?

.....

3. Animal young ones
4. Animal homes
5. animal movements
6. animal sound
7. animal meat/products
8. Comprehension about animals



**THEME: PEACE AND SECURITY**

**Sub theme: good behavior**

Content: vocabulary

Peace, love, safe, share, work, pray, forgive, thank, obey, apologize, (sorry) excuse, abuse, fight, cheat, steal, quarrel

**Structures**

What are they doing?

They are .....

**Examples**

We should work together.

We should love one another.

**Activity**

1. We should keep.....
2. We should.....
3. We should .....one another.

**Sub theme: Things that cause harm**

**Vocabulary**

Gun, spear, knife, needle, stone, stick, pins, razorblade, panga, axe, arrow, fire, electricity, poison, medicine, broken bottles, nails, snake, barbed wire

**Structures**

Do you have a .....?

Yes or No

**Examples**

Do you have a gun? No, I don't have a gun.

Do you have a knife? Yes, I have.

**Picture expressions**

**Activity**

1. Do you have a spear?
2. Do you have a needle?

THEME : Transport and Communication  
SUB THEM : Types of transport  
CONTENT : Conjunctions  
Joining sentences using “and”

#### Examples

1. Ali is going to the lorry. Ann is going to the lorry.  
Ali and Ann are going to the lorry.
2. The bird is flying in the air. The aeroplane is flying in the air.  
The bird and the aeroplane are flying in the air.

#### Exercise

1. John drove the car very fast. Peter drove the car very fast.
2. Henry rode the bicycle. He went home.
3. Tom is a fat boy. Tim is a fat boy.
4. My father has a boat. My mother has a boat.
5. The baby is eating food. The baby is drinking milk.

THEME : Transport and Communication  
SUB THEM : Types and means of transport  
CONTENT : joining sentences using “but”

#### Pictorial expressions on but using adjectives



A cat is big.

A rat is small.

A cat is big but a rat is small.

#### Examples

1. Musa went to the airport. He did not see the aeroplane.
2. Musa went to the airport but he did not see the aeroplane.
3. My brother went to the stage. He missed the bus.  
My brother went to the stage but he missed the bus.

#### Exercise

1. Sarah has a bicycle. She doesn't know how to ride it.
2. Tim fell off his motorcycle. He did not get hurt.

3. They went to the port. The ship had gone.
4. Sandra is ill. She does not want medicine.
5. The fox chased a rabbit. It did not catch it.

THEME : Transport and Communication  
SUB THEM : Types and means of transport  
CONTENT : Joining sentences using “because”

### Examples

1. Tom went to the hospital. He was sick.  
Tom went to the hospital because he was sick.
2. I didn't go to school. It rained heavily.  
I didn't go to school because it rained heavily.

### Exercise

1. The baby is crying. It is hungry.
2. We go to school. We want to learn.
3. The girl is using an umbrella. It is raining.
4. The children are laughing. They are happy.
5. Sarah was punished. She failed the work.

### SIMILES

#### Examples

1. as green as grass
2. as cold as ice
3. sweet as honey.
4. as hot as fire.
5. as white as snow.
6. as black as charcoal.
7. as fat as a pig.
8. as busy as a bee.
9. as easy as ABC
10. as wise as a King/King Solomon.cat/fish
11. as happy as a king.
12. as playful as a kitten/puppy

13. as blue as the sky
14. as yellow as the sun
15. as heavy as an elephant
16. as tall as a giraffe
17. as gentle as a lamb/dove
18. as silent as a grave
19. as proud as a peacock
20. as fast as a deer
21. as quick as lightning

### Exercise

Complete these sentences

This water is as cold as \_\_\_\_\_

The tea is as \_\_\_\_\_ as fire.

Her blouse is as white as \_\_\_\_\_

My friend is as \_\_\_\_\_ as a pig.

THEME : Transport and Communication

SUB THEM : Types and means of transport

CONTENT : Group names

### Examples (fruits, furniture, shapes, vehicles, houses, utensils, cutlery, weapons, bedding, food, birds, tools)

1. Oranges, mangoes, apples, pineapples are fruits.
2. Flat, bungalow, hut, unipot, are houses.
3. Shirt, blouse, skirt, dress are clothes.
4. Chairs, tables, beds, cupboards are furniture.

### Exercise

Circle the odd word out

1. Hen, turkey, monkey, duck.
2. Monkey, cow, lion, elephant
3. Plates, cups, saucepans, forks
4. Blue, yellow, goat, black

THEME : Transport and Communication  
SUB THEM : Types and means of transport  
CONTENT : collective nouns

### Examples

1. A bunch of bananas/keys
2. A pair of shoes.
3. A suit of clothes.
4. A herd of cattle.
5. A flock of sheep.
6. A crowd of people.
7. A bouquet of flowers.
8. A heap of sand.
9. A swarm of bees/ grasshoppers/white ants
10. A choir of singers
11. A team of players
12. A congregation of worshippers
13. a chest of drawers
14. a bench of bishops/judge
15. a galaxy of stars
16. a bunch of flowers
17. a company of actors
18. a staff of lions
19. a staff of workers
20. a gang of thieve/robbers
21. a fleet of cars/ships
22. a pack of wolves

### Exercise

Complete these sentences using a correct word from the list below.

Bunch, bar, pair, people, cattle

1. I am going to buy a \_\_\_\_\_ of soap.
2. I saw a crowd of \_\_\_\_\_
3. Daddy bought a \_\_\_\_\_ of bananas.

4. A herd of \_\_\_\_\_
5. She was given a \_\_\_\_\_ of shoes.
- THEME : Transport and Communication
- SUB THEM : Types and means of transport
- CONTENT : punctuation
- Use of a comma (,)

Why do we use a comma?

- To separate items on the list and to show a pause.
- We do not use a comma after "and"

### Examples

1. Peter, James and Sarah are my friends.
2. My sister bought sweets, cakes toys and pencils.

### Exercise

Put a comma where necessary.

1. My brother gave me an egg a sweet and bread.
2. I have books pencils and rubbers.
3. Kato Bbosa and Brian are friends.
4. Jane bought mangoes oranges pineapples and apples.
5. We learn English Maths News and Literacy

- THEME : Transport and Communication
- SUB THEM : Types and means of transport
- CONTENT : punctuation
- Use of a question mark (?)
- We put a question mark at the end of an asking sentence

### Examples

What is your name?

Is this your pencil?

How old are you?

### Exercise

1. Why were you crying this morning?

- 
2. Can you lend me a pen?

---

3. Have you seen that cat.?

---

4. Is this your book?

---

5. Where are you going?

---

THEME : Transport and Communication

SUB THEM : Types and means of transport

CONTENT : Past Simple tense

Examples

Go -	went	drive -	drove	buy -	bought
See -	saw	do -	did	catch -	caught
Eat -	ate	fall -	fell	fight -	fought
Run -	ran	sit -	sat	throw -	threw
Write -	wrote	draw -	drew	blow -	blew
know -	blew	know -	knew	kneel -	knelt
stand -	stood	feel -	felt	take -	took
grow -	grew	fly -	flew	crow -	crew
bring -	brought	come -	came		

### Exercise

Verbs which don't change

#### Example

Cut -	cut	burst -	burst
Put -	put	cost -	cost
Shut -	shut	set -	set
Beat -	beat	read -	read
Hurt -	hurt	hit -	hit

### Exercise

Give the past tense of these words

Put _____	set _____
Beat _____	hit _____
Burst _____	cut _____

Fill in the gap with the correct form of the verb given in brackets

1. The boy \_\_\_\_\_ a snake under the bed yesterday. (see)
2. My father \_\_\_\_\_ to London last week. (go)
3. We \_\_\_\_\_ rice last night. (eat)
4. Joseph \_\_\_\_\_ a lorry last week. (drive)
5. My teacher \_\_\_\_\_ on the chalkboard yesterday. (write)

THEME : Transport and Communication

SUB THEM : Types and means of transport

CONTENT : plurals

Plurals of nouns which change

Examples

Man	-	men	ox	-	oxen
woman	-	women	child	-	children
tooth	-	teeth	louse	-	lice
goose	-	geese	mouse	-	mice
foot	-	feet	person	-	people

Exercise

Give the plurals of the underlined word

1. My tooth is broken. \_\_\_\_\_
2. The child is running in the field. \_\_\_\_\_
3. The cat caught a mouse. \_\_\_\_\_
4. Mukasa is a man. \_\_\_\_\_
5. The woman is carrying a baby. \_\_\_\_\_

THEME : Things we make

SUB THEM : Things we make at home and at school

CONTENT : words with similar meaning (synonyms)

Examples

Close	-	shut	big	-	large	rush	-	run
correct	-	right	sick	-	ill	finish	-	complete
begin	-	start	happy-	-	glad/merry	eat	-	feed
fast	-	quick	money-	-	cash/boom			
boy	-	lad	girl	-	lass			
stop	-	end	give	-	offer			
write	-	jot	easy	-	simple			



## Exercise

Make sentences using these words

big: \_\_\_\_\_

sick: \_\_\_\_\_

money: \_\_\_\_\_

shut: \_\_\_\_\_

right: \_\_\_\_\_

## Comprehension about transport

THEME : Things we make

SUB THEM : Things we make at home and at school

CONTENT : analogies (comparing things)

### Examples

A cat is to kitten as a cow is to calf.

A driver is to car as a pilot is to an aeroplane.

A puppy is to dog as a duckling is to duck.

### Exercise

Complete these sentences

1. A chick is to hen as a kid is to \_\_\_\_\_

2. A \_\_\_\_\_ is to barking as a snake is to hissing.

3. A teacher is to teach as a \_\_\_\_\_ is to cook.

4. A cow is to kraal as a lion is to \_\_\_\_\_

5. A pencil is to write as a \_\_\_\_\_ is to sweep.

THEME : Things we make

SUB THEM : Things we make at home and at school

CONTENT : Homophones

These are words with similar sound but different meaning.

### Examples

Hear- here      their -      there

It - eat      ship -      sheep

Shut - shirt      sun -      son

Meet -meat      sit -      seat

Write -right      knows-      nose

Exercise

Match words with similar sounds

Ship	son
It	there
Meet	sheep
Their	eat
Sun	meat

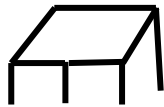
THEME : Things we make  
SUB THEM : Things we make at home and at school  
CONTENT : Vocabulary

Examples

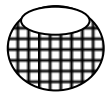
mat	toys
ball	hats
rope	chairs
pot	stools
basket	dolls

exercise

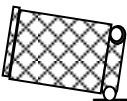
Name these things we make



\_\_\_\_\_



\_\_\_\_\_



\_\_\_\_\_

THEME : Peace and Security  
SUB THEME : People who keep peace and security  
CONTENT : Gender

**Examples**

<b>Male</b>	<b>Female</b>
Boy	girl
Man	woman
King	queen
Prince	princess

He	she
Mr.	Mrs.
Lion	lioness
Tiger	tigress
Bull	cow
Horse	mare
Cock	hen
Uncle	aunt
headmaster	headmistress
Mister	messrs

### Exercise

Change the female noun to male

1. My \_\_\_\_\_ is hardworking. (daughter)
2. I love my \_\_\_\_\_. (grandmother)
3. \_\_\_\_\_ has not come to school. (she)
4. All the \_\_\_\_\_ stood up. (girls)
5. Faridah spent holidays with her \_\_\_\_\_. (aunt)

THEME : Peace and Security  
 SUB THEM : People who keep peace and security  
 CONTENT : Adjectives  
 Comparing adjectives

Examples adjectives which double their last letters

big	bigger	biggest
Thin	Thinner	Thinnest
fat	fatter	fattest
Wet	Wetter	Wettest
Hot	Hotter	Hottest
Sad	Sadder	saddest

### Examples

A cow is bigger than a goat.  
 Father is fatter than mother

### **Activity**

Complete the sentences with the words in brackets

1. Annet is .....than Lynn. (tall)
2. My tea is .....tha yours. (hot)
3. An elephant is.....than a pig. (big)

Exercise

### **Complete this table**

Wet	_____	Wettest
thin	thinner	_____
_____	Bigger	Biggest
Sad	_____	Saddest
Hot	Hotter	_____

### **Apostrophe**

It shows ownership or belonging

Sarah's bag

Daddy's car.

### **Activity 1**

#### **Put the apostrophe where necessary**

Peter s bicycle

Mum s bag

Daddy s coat

Teacher s phone

Annets dress

#### **Joining other words to pronouns in sentences**

##### **Examples**

He is running

He's running

### **Activity**

#### **Write the underlined words in short**

She is sitting on the chair.

I am going to school.

It is raining.

I have a bag.

### **Activity**

#### **Write the short way of these sentences**

1. The car which belongs to Jane. Jane's car.
2. The den of the lion.
3. The tail of the cat.
4. The book belonging to Tom.
5. The horn of the cow.

#### **The apostrophe used to join two words**

Not – n't

Write in short using an apostrophe

Is not                            isn't

Do not                            don't

Have not                        haven't

Does not                        doesn't

Are not                            aren't

Has not                            hasn't

Did not                            didn't

Cannot                            can't

### **Activity**

#### **Write the short forms of the underlined words**

1. Peter does not like porridge.
2. He did not go to school.
3. I have not eaten food.
4. Joshua is not my friend.

#### **Write in short form using an apostrophe**

Is – 's

Are – 're

Have – 've

She is - she's  
We are – we're  
That is – that's  
They have – they've  
It is – it's  
I have – I've  
She has – she's

### **Sentences**

She is my friend  
She's my friend  
That is her bag  
That's her bag.

### **Activity**

**Write the short form of the underlined words**

1. I have a book.
2. We are singing.
3. It is a bottle
4. They have gone to school.

### **Possessive pronouns**

#### **Examples**

Yours, ours, theirs, his, hers, mine

### **Sentences**

This is your bag. It is yours.  
That is our school. It is ours.

### **Activity**

**Fill in the correct pronoun below**

1. This is our dog. It is .....
2. Here is my cat. It is .....
3. This is Tom's pencil. It is .....
4. Here is Mary's dress. It is .....

## TOPICAL REVISION QUESTIONS FOR TERM III PRIMARY ONE

### Join these sentences using "and"

a) John is a boy. Tom is a boy.

\_\_\_\_\_

b) Sarah has a car. Sarah has a lorry.

\_\_\_\_\_

### **2. Use "but" to join these sentences**

a) Mary has a mat. Ann has a ball.

b) We went to the airport. We didn't see the aeroplane.

c) James fell off his bicycle. He was not hurt.

### **3. Complete these sentences**

a) As green as \_\_\_\_\_

b) A \_\_\_\_\_ of sound.

c) Her porridge is as hot as \_\_\_\_\_

d) We saw a \_\_\_\_\_ of cattle when going to village.

### **4. Underline the odd one out**

a) blue mango black red

b) cow goat sheep lion

c) man woman girl tree

### **Past tense**

a) We \_\_\_\_\_ to the airport the previous term. (go)

b) Jane \_\_\_\_\_ her finger yesterday. (cut)

c) I was \_\_\_\_\_ by a stone last night. (hit)

d) The bird \_\_\_\_\_ over the tree yesterday. (fall)

e) She \_\_\_\_\_ her books on the book shelf last evening. (put)

### **Plurals of nouns which change**

#### **Write the plurals of these nouns**

a) Child \_\_\_\_\_

d) woman \_\_\_\_\_

b) Man \_\_\_\_\_

e) louse \_\_\_\_\_

c) Foot \_\_\_\_\_

f) ox \_\_\_\_\_

**Write the plurals of the underlined words**

- a) My tooth is broken. \_\_\_\_\_
- b) We have one ox at home. \_\_\_\_\_
- c) A cat caught a mouse. \_\_\_\_\_
- d) Mukisa is a good man. \_\_\_\_\_

**3. Change the given words to their correct form of plurals**

- a) All the \_\_\_\_\_ are very rich. (woman)
- b) We have many \_\_\_\_\_ at home. (mouse)
- c) The \_\_\_\_\_ are playing. (child)
- d) There are three \_\_\_\_\_. (man)

**Synonyms:**

**1. Match word with similar meaning**

- |         |       |       |       |
|---------|-------|-------|-------|
| Sick    | large | Happy | ill   |
| Correct | glad  | Money | right |
| Big     | cash  |       |       |

**2. Make sentences using these words**

- shurt \_\_\_\_\_
- ill \_\_\_\_\_
- right \_\_\_\_\_
- large \_\_\_\_\_

**Write a similar word of the underlined word**

- a) My answer is right. \_\_\_\_\_
- b) The lesson has started. \_\_\_\_\_
- c) Give me some cash. \_\_\_\_\_
- d) Close the door. \_\_\_\_\_
- e) My car is fast. \_\_\_\_\_

**Analogies**

**1. Complete these sentences**

- a) A pen is to write as a \_\_\_\_\_ is to sweep.
- b) A dog is to \_\_\_\_\_ as a cow is to kraal.
- c) A chick is to hen as a kitten is to \_\_\_\_\_
- d) A teacher is to \_\_\_\_\_ as a cook is to cock.
- e) A \_\_\_\_\_ is to dog as a duckling is to duck.
- f) Carry is to \_\_\_\_\_ as go is to going



- g) Woman is to women as louse is to \_\_\_\_\_
- h) A \_\_\_\_\_ is to car as a pilot is to an aeroplane.
- i) A dog is to \_\_\_\_\_ as a snake is to hissing.

**Homophones**

**1. Match words with similar sounds**

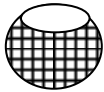
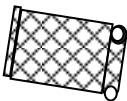

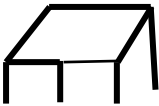

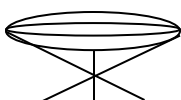

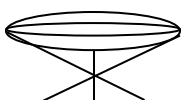
- |       |       |
|-------|-------|
| Sheep | sun   |
| Their | sit   |
| Son   | ship  |
| Meet  | hear  |
| Seat  | there |
| Here  | meat  |

**2. Choose a correct word for the given sentence**

- a) My father has one \_\_\_\_\_. (son, sun)
- b) We ate \_\_\_\_\_ last supper. (meet, meat)
- c) He \_\_\_\_\_ my name. (nose, knows)
- d) My \_\_\_\_\_ is small for me. (shut, shirt)
- e) We travelled by a \_\_\_\_\_ on water. (ship, sheep)
- f) \_\_\_\_\_ are many cars in town. (There their)
- g) \_\_\_\_\_ is mother and daddy. (Hear, Here)

**Things we make at home and at school**

Name these things we make

a) 	_____	e) 	_____
b) 	_____	f) 	_____
c) 	_____	g) 	_____
d) 	_____	h) 	_____

Write these words correctly

- a) oostl \_\_\_\_\_ b) tbale \_\_\_\_\_  
 c) blal \_\_\_\_\_ d) basket \_\_\_\_\_  
 e) hacir \_\_\_\_\_ f) pero \_\_\_\_\_

3. fill in the missing letters

- a) m \_\_\_ t                      b) cu \_\_\_\_\_                      c) st \_\_\_ \_\_\_ l  
 d) ta \_\_\_ le                      e) de \_\_\_ k                      f) be \_\_\_ ch  
 g) b \_\_\_ sk \_\_\_ t                      h) ch \_\_\_ ir

**Gender**

1. Fill in a correct gender word

**Male**

**Female**

- |        |       |
|--------|-------|
| Lion   | _____ |
| Prince | _____ |
| _____  | cow   |
| Cock   | _____ |
| Uncle  | _____ |
| _____  | queen |
| Horse  | _____ |

2. Change the given female nouns to male

- a) My \_\_\_\_\_ is hardworking. (daughter)  
 b) I love my \_\_\_\_\_. (mother)  
 c) \_\_\_\_\_ has not come to school. (she)  
 d) All the \_\_\_\_\_ stood up. (girl)  
 e) My father's \_\_\_\_\_ is dead. (cow)  
 f) The \_\_\_\_\_ arrived very late. (queen)

3. Write the opposite gender of the underlined words.

- a) Mary is a good girl. \_\_\_\_\_  
 b) The lioness is hungry. \_\_\_\_\_  
 c) The bitch has four puppies. \_\_\_\_\_  
 d) Mr. Kato is a tall man. \_\_\_\_\_  
 e) The cock is scratching \_\_\_\_\_

4. Comparing adjectives

Complete the table correctly

big	_____	biggest
thin	thinner	_____

strong	stronger	_____
_____	_____	fattest
wide	wider	_____

**TOPICAL BREAKDOWN FOR TERM I ENGLISH FOR PRIMARY ONE 2016**

**Theme: Our school**

- Vocabulary: greetings (good morning, evening, good afternoon, fine, how are you)  
Structures: a conversation
- Vocabulary: people in our school (teacher, bursar, cook, secretary etc)  
Structures: is this a .....?
- Vocabulary: (Things we do at school) mop, learn, sweep, write  
Structures: the children are.....
- Vocabulary: things in the classroom (pencils, books, tables, desks etc)  
Structures: is this a .....?
- Vocabulary: (describing things) fat, thin, big, small  
Structures: The table is.....  
The book is .....

**Theme 2: Our home**

- Vocabulary: people in our home (Father, mother, sister)  
Structures: mother is cooking food.
- Vocabulary: Things found at home (cup, plate, basin)  
Structures: that / this is a .....

**Theme 3: Our community**

- Vocabulary: People in our community (nurse, farmer)  
Structures: Is this a .....?
- Vocabulary: Places in our community. (bank, shop, mosque)  
Structures: where does a nurse work? A nurse works in a .....

**Theme 4: The human body and health**

- Vocabulary: parts of the body (head, hand, toes)  
Structures: this is my.....  
These are my.....
- Vocabulary: things we use to learn our bodies. (soap, towel, water)  
Structures: Is this a .....

3. Vocabulary: Common diseases (flu, malaria, cough, mumps)  
Structures: Are you well?  
No, I have.....

**Sub theme: people in our home**

1. The alphabet
2. Nouns
3. A, or an
4. Plurals (s, es)
5. Is and are
6. Has and have
7. Verbs
8. The present continuous tense (now tense)
9. Dropping 'e' and adding 'ing'
10. Was and were
11. Missing letters in verbs and nouns
12. Writing words correctly
13. Punctuation
14. Capital letters
15. Full stop
16. Question mark
17. Opposites
18. Compound words
19. Prepositions
20. Forming small words from big words
21. Finding the odd word out

**TERM II TOPICAL BREAKDOWN FOR ENGLISH PRIMARY ONE 2015**

**Theme 1: Weather**

1. Vocabulary on the elements of weather (sun, wind, rain)
2. Structures: (IS this a ....., Is it raining?)
3. Vocabulary on types of weather. (rainy, sunny, windy)
4. Structures: (What is the weather like? It is .....,)
5. Vocabulary on garden tool
6. Structures: What is this/ that , This / that is .....,)
7. Vocabulary on things we use on during different weather (shirt, sweater, jacket, umbrella)

## **Theme 2: Accidents and safety**

1. Vocabulary: (things that cause accidents) fire, razorblade  
Structures: show me a knife
2. Vocabulary: (Types of accidents) cuts, falls, burns  
Structures: A .....cuts

## **Theme: 3: Living together**

1. Vocabulary: (family members) sister, mother, father  
Structures: He is my.....

## **Theme 4: Food and nutrition**

2. Vocabulary: (examples of food) bananas, fish, beans, peas, eggs etc  
Structures: What are they?  
Is this a .....
3. Vocabulary: (Places where we get food from) market, garden, lakes, shop  
Structures: Where do we get eggs? / Is this a .....

1. Arranging letters in alphabetical order
2. Arranging words in alphabetical order
3. Prepositions
4. Plurals e.g. (y – ies)
5. Plurals (f, ves)
6. Doing words doubling the last letter, then add(ing)
7. Doubling the last letter add(ed)
8. Use of a comma
9. Use of a capital letters
10. Short forms for days of the week
11. Short forms for months of the year
12. Opposites
13. Adjectives
14. Comparing adjectives
15. Pronouns
16. Past tense of adding 'd'
17. Past tense of adding 'ed'
18. Past tense of adding 'ied'
19. Present simple tense of adding 's'
20. Present simple tense of adding 'ies'

21. Do or does

### **TERM III TOPICAL BREAKDOWN FOR ENGLISH 2016 PRIMARY ONE**

#### **Theme 1: Our transport**

1. Vocabulary: Types of transport (road, air, water, railway)  
Structures: What is this / that.....?  
Where is the .....?
2. Vocabulary: Means of transport (road – car, bus, bicycle etc and Air – aeroplane)  
Structures: Is this a car? Yes/ No it is.....
3. Vocabulary: far , near, heavy, light  
Structures: The .....is heavier than a .....  
Is it far/ near?

#### **Theme 2: Things we make**

1. Vocabulary: (examples of things we make) balls, ropes, baskets  
Structures: Are these.....?  
Can you make a .....?
2. Vocabulary: (Things used to make crafts) banana fibres, papyrus, clay  
Structures: What do you use to make.....?
3. Vocabulary: (Where we get things used to make crafts) swamps, plants etc  
Structures: Where do we get.....?

#### **Theme 3: Our environment**

1. Vocabulary: (animals found in the environment) cow, goat, sheep etc  
Structures: Is this a .....?
2. Vocabulary: (plants found in the environment pawpaw, mango, orange)  
Structures: Is this a.....?

#### **Theme 4: Peace and security**

1. Vocabulary: (fight, fire, like, hate, play, pray, share)  
Structures: What do you like/ hate.....?
2. Vocabulary: (gun, spear, knife, needle, stone, stick)  
Structures: Do you have a.....  
What is this?
3. Vocabulary: (peace, love, safe, share, play, talk) What are they doing?  
Structures: dialogue
4. Vocabulary: (policeman/ woman, teacher, elder, soldier)

**Structures:** What can you see?

5. What is she/he?
  
1. And
2. But
3. Similes
4. Because
5. Group names
6. Collective nouns
7. Use of a comma
8. Use of a question mark
9. Past tense
10. Plurals (man – men)
11. Synonyms
12. Analogies
13. Homophones
14. Things we make
15. Gender
16. Comparing adjectives
17. Apostrophe
18. Short forms using an apostrophe