

P.1 Literacy 1A lesson notes

Lesson One:

ROAD SIGNS

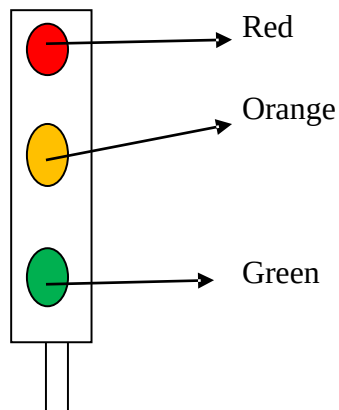
The road traffic signs include:

- The traffic lights

The three traffic light colours

- Red
- Green
- Orange

Diagram showing the three colours of traffic light



Importance of the three colours of traffic lights

- Red means – Stop
- Orange means – Get ready
- Green means – Go

EXERCISE

1. How many colours has the traffic Lights?



2. Name the three colours of the traffic Lights.

i)

ii)

iii)

3. Which colour stands for;






- Stop

- Get ready

- Go

LESSON TWO

ROAD SIGNS



LESSON THREE

FIRST AID

This is the first help given to the casualty before he or she is taken to the hospital.

Why do we give First Aid?

- To reduce pain
- To stop bleeding
- To save life
- To stop further injuries
- To promote quick recovery

LESSON FOUR

Things in the first Aid box

- Gloves
- Gauze
- Soap
- Razor blade
- Bandage
- Spirit
- Pain killer
- Cotton wool
- Syringe
- A pair of Scissors
- Plaster

EXERCISE

1. Draw and name three things we find in the First Aid Box.