

VICTORIOUS EDUCATION SERVICES

LESSON ACTIVITIES FOR SESSION 2 (2021)

LEARNING AREA: 1	Relating with others in an acceptable way.
CLASS:	Baby
ACTIVITY:	1/T001/4
DURATION:	1 st – 6 th March, 2021.

Date: _____ Stream: _____

Name: _____

Developmental Activity

Naming people I work with.

Listen and say.

(Dear Parent, let your child listen to you, and say the words below after you)

grandmother/g/ grandfather/g/

Identify people I work with in pictures.



Read the pictures.



Activity:

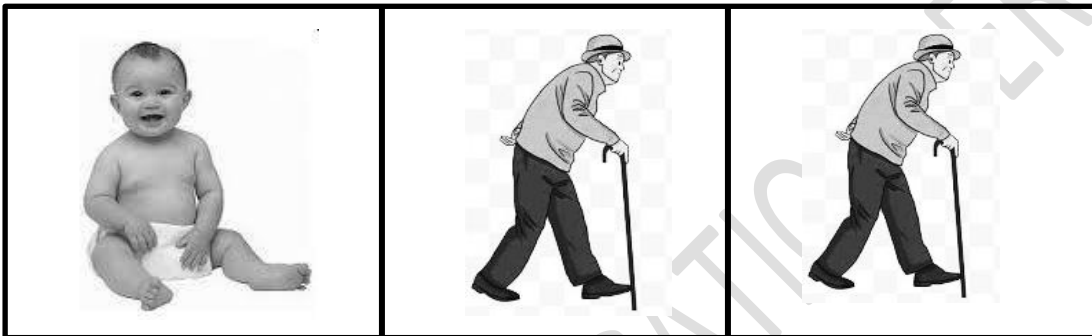
1. Colour the pictures.



2. Match correctly.



3. Circle the different picture.



Parent's comment: _____

VICTORIOUS EDUCATION SERVICES

VICTORIOUS EDUCATION SERVICES

LESSON ACTIVITIES FOR SESSION 2 (2021)

LEARNING AREA: 2	Interacting with, exploring, knowing and using my environment.
CLASS:	Baby
ACTIVITY:	1/T002 /4
DURATION:	1 st – 6 th March, 2021.

Date: _____ Stream: _____

Name: _____

Developmental Activity

Drawing objects in a Dining room.

Listen and say.

(Dear Parent, let your child listen to you, and say the words below after you)

table/t/

chair/ch/

plate/p/

glass/g/

fork/f/


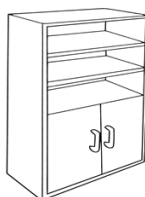
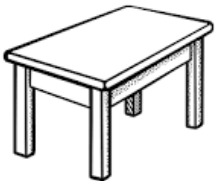
table mat/t/

cup/c/

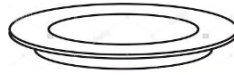
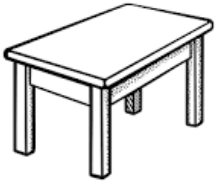
spoon/s/

cupboard/c/

Identify objects in a dining room.




Read pictures of objects in a dining room.

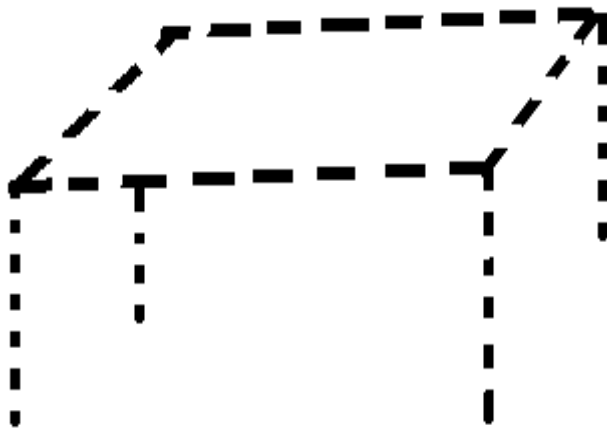


Activity:

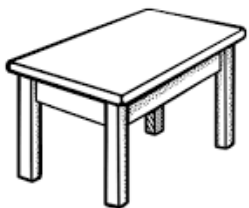

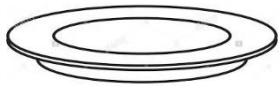

1. Colour the pictures.



2. Trace.

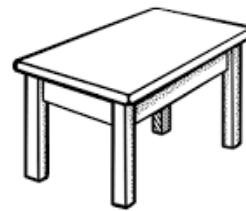


3. Match and draw.


















VICTORIOUS EDUCATION SERVICES

LESSON ACTIVITIES FOR SESSION 2 (2021)

LEARNING AREA: 2	Interacting with, exploring, knowing and using my environment.
CLASS:	Baby
ACTIVITY:	1/T002 /4
DURATION:	1 st – 6 th March, 2021.

Date: _____ Stream: _____

Name: _____

Developmental Activity

Drawing objects in a bathroom and a toilet.

Listen and say.

(Dear Parent, let your child listen to you, and say the words below after you)

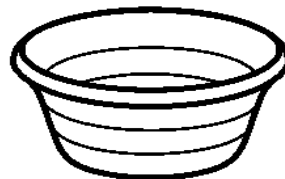

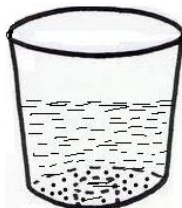
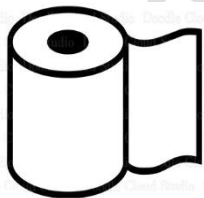
toilet paper/t/

water/w/

bucket/b/


sponge/s/

Read things in the toilet/bathroom.




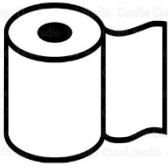


Activity:

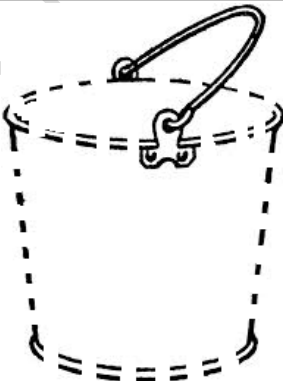
1. Colour the things in the bathroom/toilet.



2. Match the same pictures.



2. Trace the bucket.



VICTORIOUS EDUCATION SERVICES

LESSON ACTIVITIES FOR SESSION 2 (2021)

LEARNING AREA: 3	Taking care of myself for proper growth and development.
CLASS:	Baby
ACTIVITY:	1/T003 /4
DURATION:	1 st – 6 th March, 2021.

Date: _____ Stream: _____

Name: _____

Developmental Activity

Naming different parts that make my body.

Listen and say.

(Dear Parent, let your child listen to you, and say the words below after you)

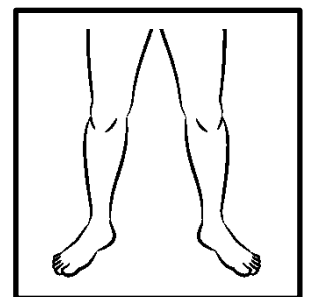
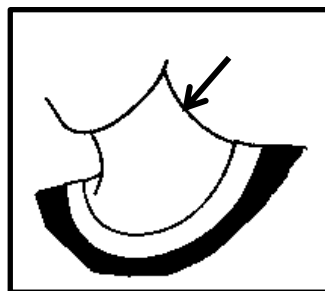
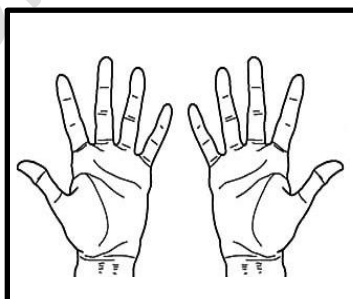
head/h/

hands/h/

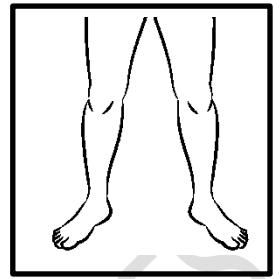
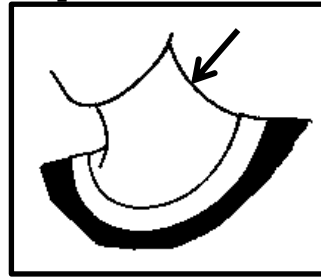
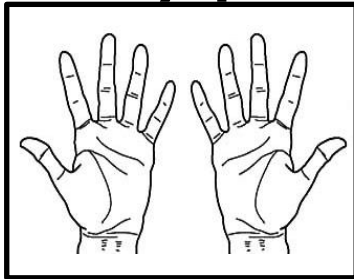
neck/n/

legs/l/

Identify the different parts that make my body in picture.

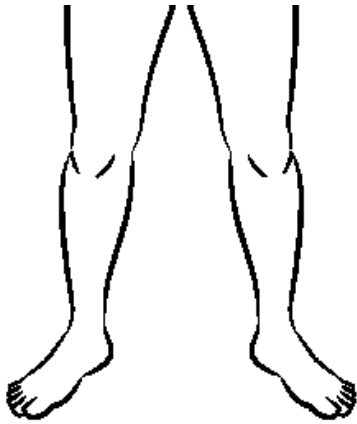


Read the body parts in picture.



Activity:

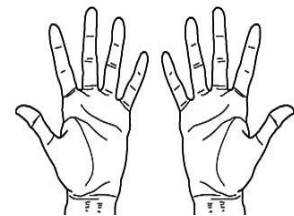
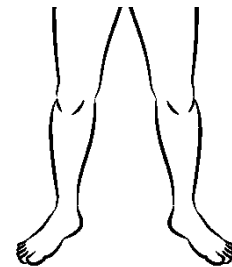
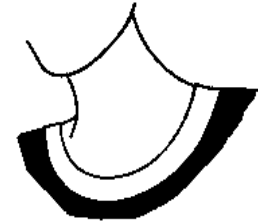
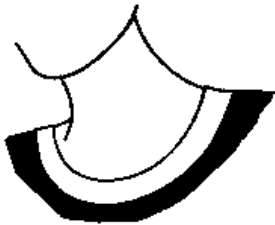
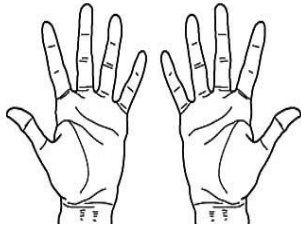
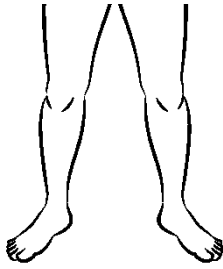
1. Colour the legs.



2. Trace the neck.



3. Match correctly.



Parent's comment: _____

VICTORIOUS EDUCATION SERVICES

LESSON ACTIVITIES FOR SESSION 2 (2021)

LEARNING AREA: 3	Taking care of myself for proper growth and development.
CLASS:	Baby
ACTIVITY:	1/T003 /4
DURATION:	1 st – 6 th March, 2021.

Date: _____ Stream: _____

Name: _____

Developmental Activity

Practicing keeping the body clean.

Listen and say.

(Dear Parent, let your child listen to you, and say the words below after you)


brushing/b/ combing/c/

bathing/b/

Identify ways of keeping the body clean in picture.






Read the pictures.



Activity:

1. Match correctly.



Parent's comment: _____

VICTORIOUS EDUCATION SERVICES

LESSON ACTIVITIES FOR SESSION 2 (2021)

LEARNING AREA: 3	Taking care of myself for proper growth and development.
CLASS:	Baby
ACTIVITY:	1/T003 /4
DURATION:	1 st – 6 th March, 2021.

Date: _____ Stream: _____

Name: _____

Developmental Activity

Talking about the importance of keeping my body clean.

Listen and say.

(Dear Parent, let your child listen to you, and say the words below after you)

bad smell/b/

diseases/d/

Identify ways of keeping the body clean in picture.



Read the importance of keeping my body clean in picture.



Activity:

- 1. Tell the importance of keeping my body clean(orally).**
- 2. Match the same pictures.**



Parent's comment: _____

VICTORIOUS EDUCATION SERVICES

LESSON ACTIVITIES FOR SESSION 2 (2021)

LEARNING AREA: 4	Developing and using mathematical concepts in my day - to - day experiences.
CLASS:	Baby
ACTIVITY:	1/T004 /4
DURATION:	1 st – 6 th March, 2021.

Date: _____ **Stream:** _____

Name: _____

Developmental Activity

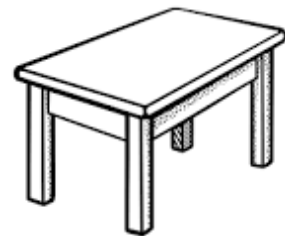
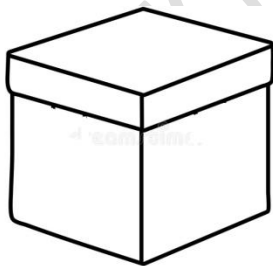
Describing three dimensional objects according to size.

Listen and say.


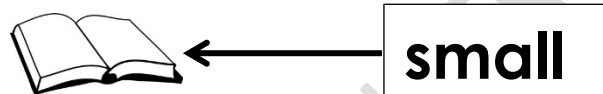
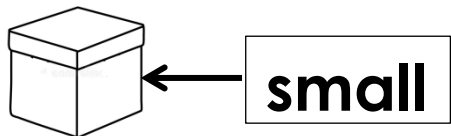
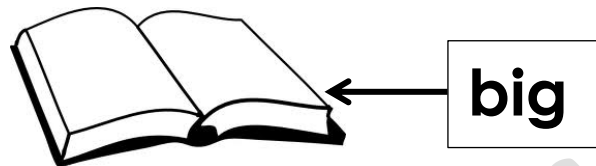
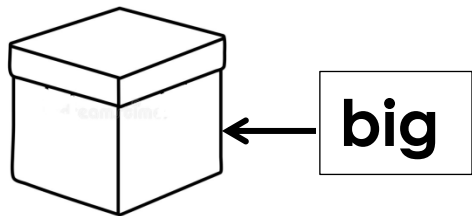
(Dear Parent, let your child listen to you, and say the words below after you)

big/b/ small/s/

Identify objects in picture.



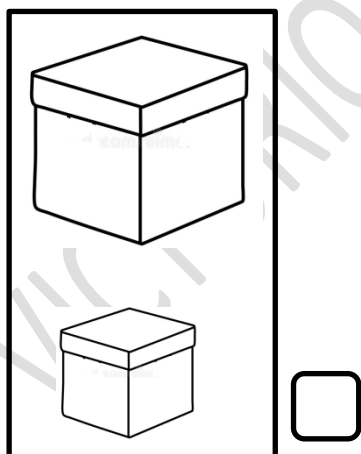


Read pictures and tell the size.

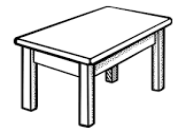

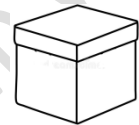
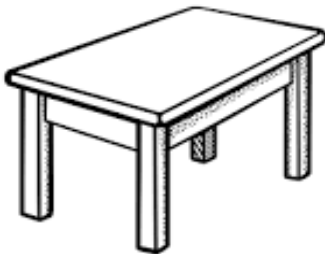
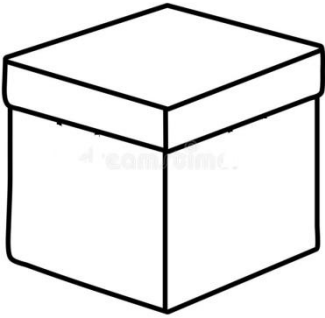


Activity:

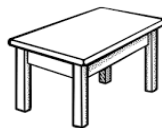
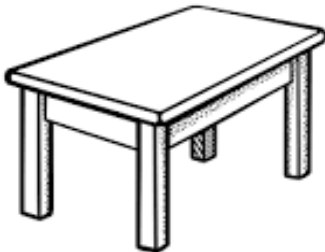
1. Read the pictures. (Please parent tick)



2. Match big to small.



3. Colour the pictures.



Parent's comment: _____

VICTORIOUS EDUCATION SERVICES

LESSON ACTIVITIES FOR SESSION 2 (2021)

LEARNING AREA: 4	Developing and using mathematical concepts in my day - to - day experiences.
CLASS:	Baby
ACTIVITY:	1/T004/4
DURATION:	1 st – 6 th March, 2021.

Date: _____ Stream: _____

Name: _____

Developmental Activity


Comparing things according to quantity.

Listen and say.

(Dear Parent, let your child listen to you, and say the words below after you)

heavy/h/ light/l/


Identify light and heavy objects.



Read and tell heavy or light objects.




heavy
(stone)




light
(leaf)

Activity:


1. Colour heavy objects in picture.



2. Trace.



3. Copy these pictures.



Parent's comment: _____

VICTORIOUS EDUCATION SERVICES

LESSON ACTIVITIES FOR SESSION 2 (2021)

LEARNING AREA: 4	Developing and using mathematical concepts in my day - to - day experiences.
CLASS:	Baby
ACTIVITY:	1/T004 /4
DURATION:	1 st – 6 th March, 2021.

Date: _____ **Stream:** _____

Name: _____

Developmental Activity

Forming different shapes.

Listen and say.

(Dear Parent, let your child listen to you, and say the words below after you)



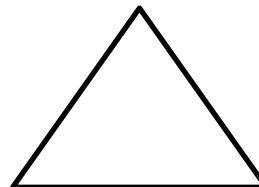
rectangle /r/

circle /cl/

triangle /t/

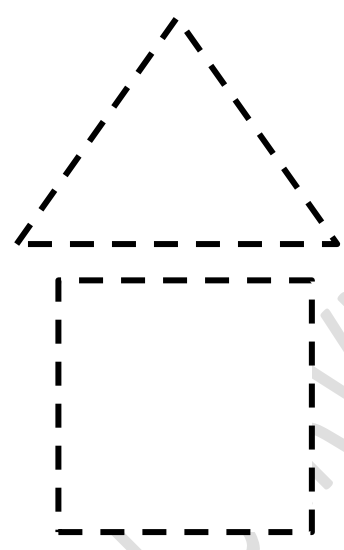
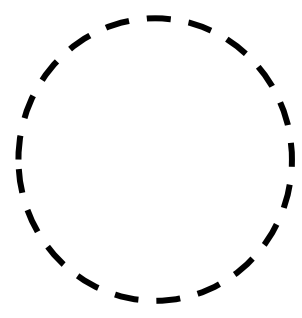
square /s/

Read the shapes.





Activity:

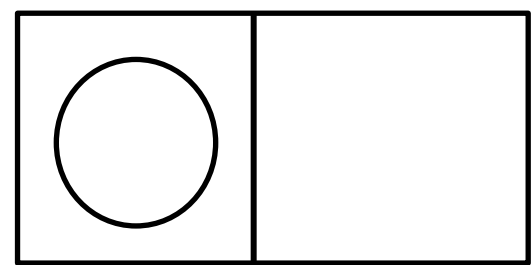
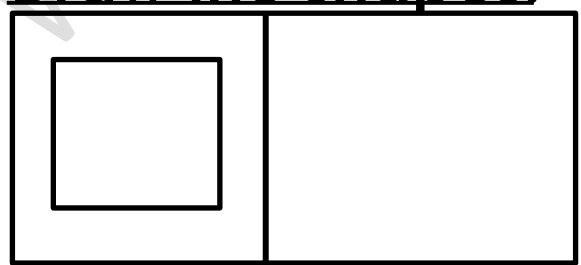
1. Trace the shapes.



2. Match the same shapes.



3. Draw the shapes.



VICTORIOUS EDUCATION SERVICES

LESSON ACTIVITIES FOR SESSION 2 (2021)

LEARNING AREA: 5 ₁	Developing and using my language appropriately. (Reading)
CLASS:	Baby
ACTIVITY:	1/T005 ₁ /4
DURATION:	1 st – 6 th March, 2021.

Date: _____ Stream: _____

Name: _____

Developmental Activity


Matching similarities in pictures.

Listen and sound.

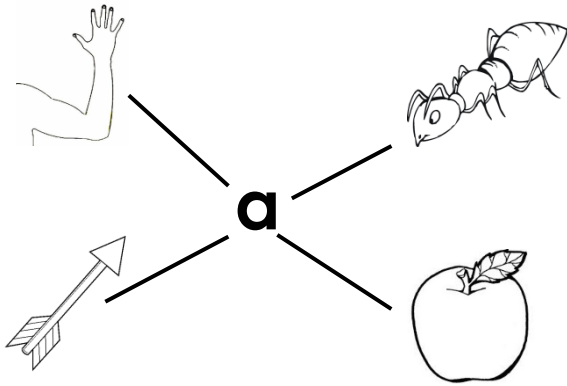
(Dear Parent, let your child listen to you, and say the sound below after you)

/a/

Perform sound action for [a].



Read pictures of sound [a].

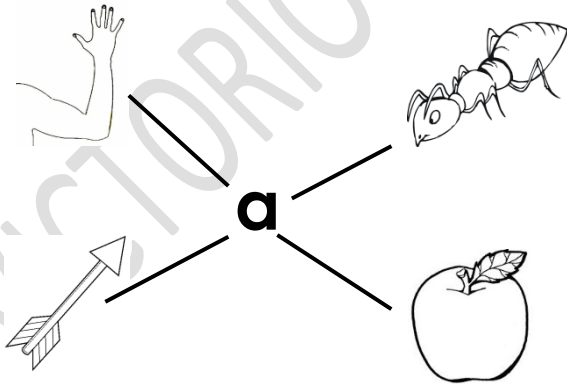


Activity:


1. Colour sound [a].



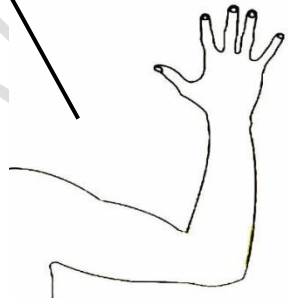

2. Read aloud. (Please parent tick)



3. Colour the pictures.



a



Parent's comment: _____

VICTORIOUS EDUCATION SERVICES

LESSON ACTIVITIES FOR SESSION 2 (2021)

LEARNING AREA: 5 ₁	Developing and using my language appropriately. (Reading)
CLASS:	Baby
ACTIVITY:	1/T005 ₁ /4
DURATION:	1 st – 6 th March, 2021.

Date: _____ Stream: _____

Name: _____

Developmental Activity

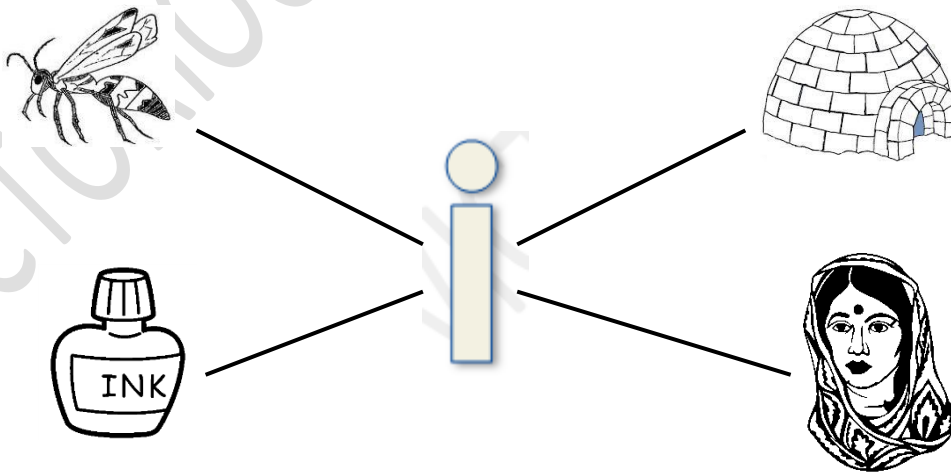
Matching similarities in pictures and letter shapes.

Listen and sound.

(Dear Parent, let your child listen to you, and say the sound below after you)

/i/

Identify the sound and its pictures.



Read the sound.

i

Identify the writing symbol.

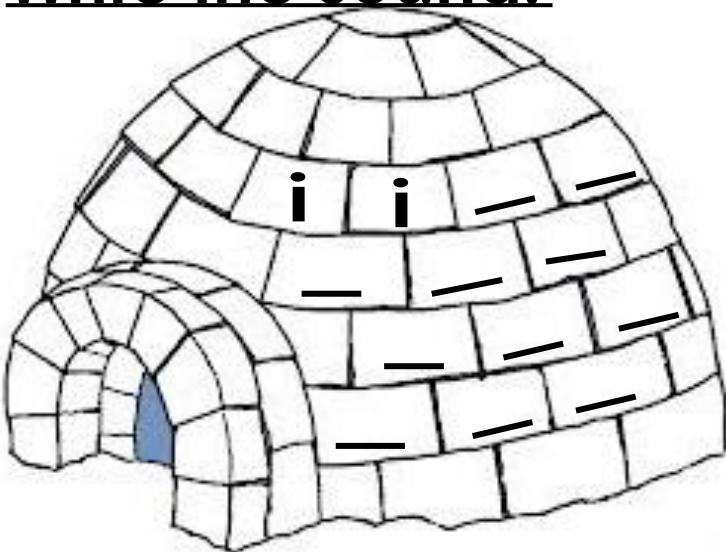
|

Activity:

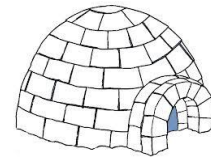


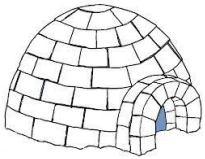
1. Colour the sound.



2. Write the sound.



3. Match the same.



Parent's comment: _____

VICTORIOUS EDUCATION SERVICES

LESSON ACTIVITIES FOR SESSION 2 (2021)

LEARNING AREA: 5 ₂	Developing and using my language appropriately. (Reading)
CLASS:	Baby
ACTIVITY:	1/T005 ₂ /4
DURATION:	1 st – 6 th March, 2021.

Date: _____ Stream: _____

Name: _____

Developmental Activity

Answering simple questions.


Listen and say.

(Dear Parent, let your child listen to you, and say the words below after you)

jug/j/

fan/f/

Read the objects in picture.



Read the pictures in one form.



a





Respond to questions in everyday tense.




**What is this?
This is a jug.**



**What is this?
This is a fan.**

Activity:


1. Match the same pictures.



2. Colour the pictures.



3. Read aloud. (Please parent tick)



4. Answer correctly. (Please parent tick)



What is this?



What is this?

Parent's comment: _____

VICTORIOUS EDUCATION SERVICES

LESSON ACTIVITIES FOR SESSION 2 (2021)

LEARNING AREA: 5 ₂	Developing and using my language appropriately. (Reading)
CLASS:	Baby
ACTIVITY:	1/T005 ₂ /4
DURATION:	1 st – 6 th March, 2021.

Date: _____ **Stream:** _____

Name: _____

Developmental Activity

Answering simple questions.

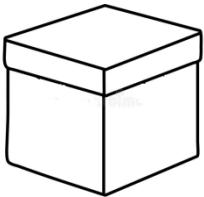
Listen and say.

(Dear Parent, let your child listen to you, and say the words below after you)

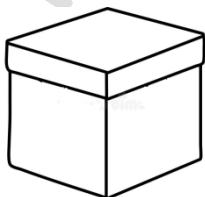
box/b/

bag/b/

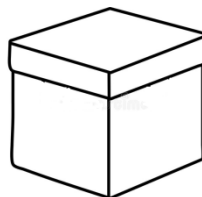
Read the objects in picture.




Read the pictures in one form.




a





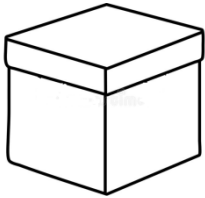
a



Respond to questions in everyday tense.




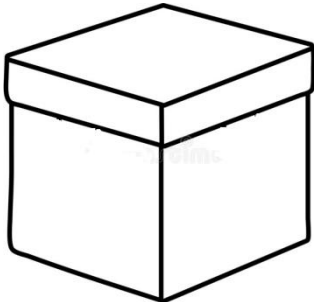
**What is this?
This is a bag.**



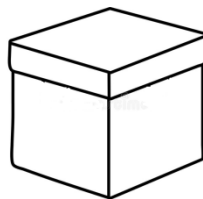
**What is this?
This is a box.**

Activity:

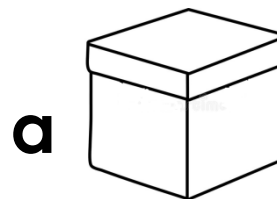
1. Colour the pictures.



2. Read the pictures.(Please parent tick)



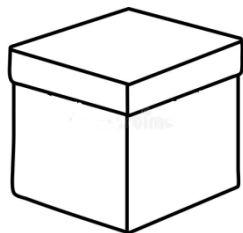
3. Read aloud.(Please parent tick)



4. Answer correctly.(Please parent tick)



What is this?



What is this?

Parent's comment: _____

VICTORIOUS EDUCATION SERVICES

LESSON ACTIVITIES FOR SESSION 2 (2021)

LEARNING AREA: 5 ₂	Developing and using my language appropriately. (Reading)
CLASS:	Baby
ACTIVITY:	1/T005 ₂ /4
DURATION:	1 st – 6 th March, 2021.

Date: _____ Stream: _____

Name: _____

Developmental Activity

Answering simple questions.

Listen and say.

(Dear Parent, let your child listen to you, and say the words below after you)

broom/b/ bottle/b/

Read the objects in picture.



Read the pictures in one form.



a






a



Respond to questions in everyday tense.



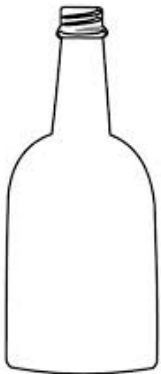
**What is this?
This is a broom.**



**What is this?
This is a bottle.**

Activity:

1. Colour the pictures.



2. Read aloud.(Please parent tick)


a




a



3. Match the same pictures.



4. Answer correctly. (Please parent tick)



What is this?



What is this?

Parent's comment: _____
