

Social Studies.

Lesson 1

Date: _____

Mm Mm Mm Mm

Transport is the movement of people and goods from one place to another.

Transport

1. Fill in the missing letters.

transp__rt

ro__d

railw__y

w__ter

2. Mention the types of transport.

a) _____ transport

b) _____ transport

c) _____ transport

d) _____ transport

3. Draw to show a train on the railway line.



Lesson 2

Date: _____



Donkeys and camels are used on road transport.

Means of transport.

Road transport

1. _____ transport is the most transport used by people in Uganda.

2. Draw the following means on road transport.

car	bus	lorry
bicycle	taxi	ambulance

3. Give any three animals used for transport.

- a) _____
- b) _____
- c) _____

Lesson 3

Date: _____

Cc Cc Cc Cc

A ship captain operates the ship.

Water transport

1. Listen and write

a) _____

b) _____

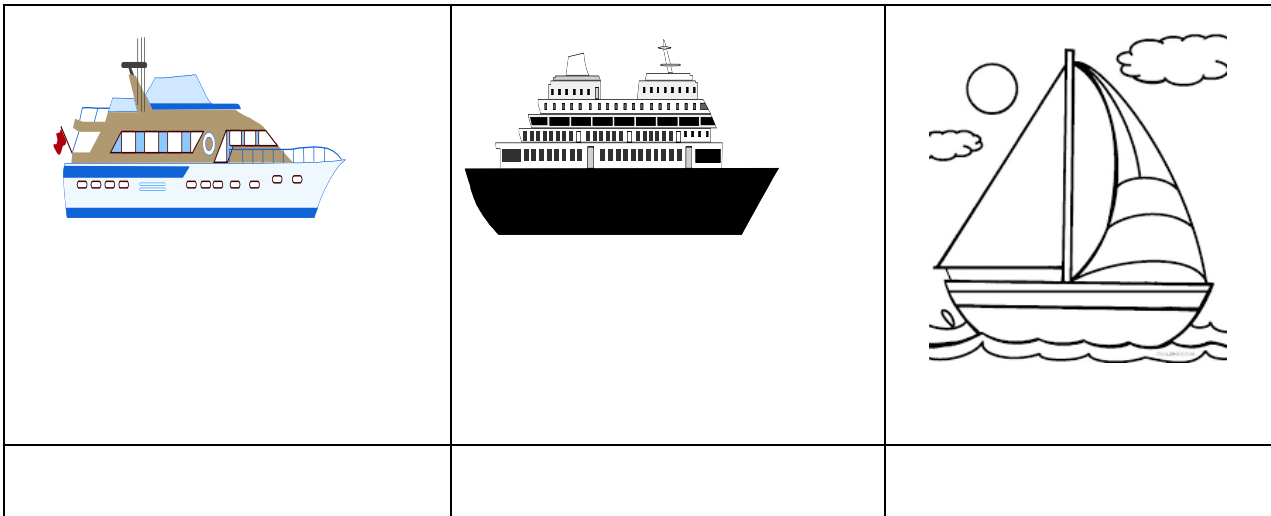
c) _____

2. Mention any two means of water transport.


a) _____

b) _____

3. Name these means of transport.



4. Colour this submarine



Lesson

Revision Exercise

Date: _____

1. Name any two types of transport

a) _____

b) _____

2. Draw these means of road transport.

lorry	bicycle

3. List any two means of air transport

a) _____

b) _____

4. Draw a ship.

5. Transport carries; -

a) _____

b) _____

c) _____

Teacher/ Parent communication



Sanitize always!

Week Eight

Lesson 1

Date: _____

Jj Jj Jj Jj

A jet lands at the airport.

1. Filling the missing letters.

busp____rk

stati____n

tax____

airp____rt

2. Places where means of transport are parked.

Match

Means

Bus
aeroplane

Places

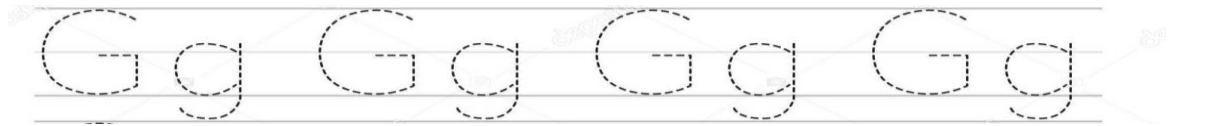
landing site
taxi park

train
taxi
boat

bus park
airport
railway station

Lesson 2

Date: _____



Transport moves people and goods.

Uses of transport

1. Identify any four uses of transport.

- a) _____
- b) _____
- c) _____
- d) _____

2. Draw these means of transport.

car	bus	ship

Lesson 3

Date: _____

Rr Rr Rr Rr

Road safety signs help us to use the road well.

Safe ways of using the road

1. Fill in correctly

r____ad

saf____ty,

2. Give any three safe ways of using the road.

a) _____

b) _____

c) _____

3. Draw and colour children using the footpath.



Lesson 4

Revision Exercise:

1. Identify any two types of transport.

a) _____

b) _____

2. Mention any two means of water transport.

a) _____

b) _____

3. Why should use the road transport safely?

4. Draw to show Christians praising God.



5. Give the places where the following means park.

Bus _____

Boat _____

Aeroplanes _____

Taxis _____

Teacher/ Parent communication



Week Ten

Lesson 1

Date: _____

Bb Bb Bb Bb

Land mine is a bomb placed on or under the ground.

Dangerous things on the road.

1. Fill in correctly

slid____s

ro____k

sh____rp

2. Mention any two dangerous things on the road.

a) _____

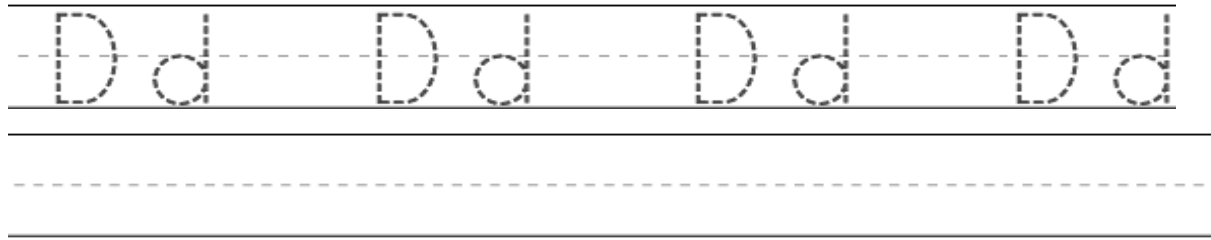
b) _____

3. Draw these sharp objects.

pins	broken bottle	sharp stones

Lesson 2

Date: _____



An accident is a sudden happening that can cause harm or injury to the body.

Causes of road accidents

1. Filling the missing letters.

vehi___les, spe___ding, pot h___les

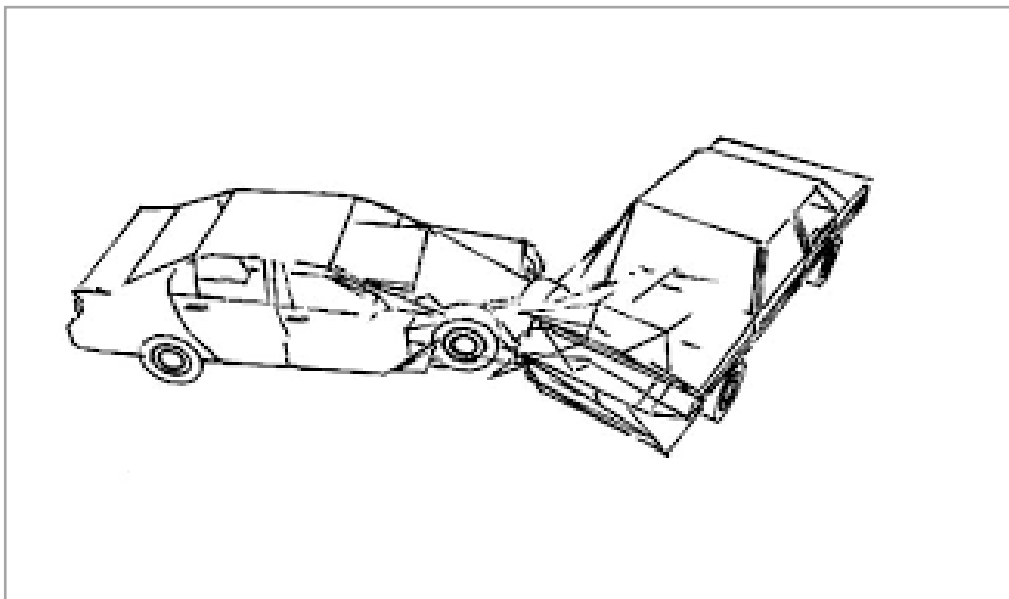
2. Why do people cause road accidents?

a) _____

b) _____

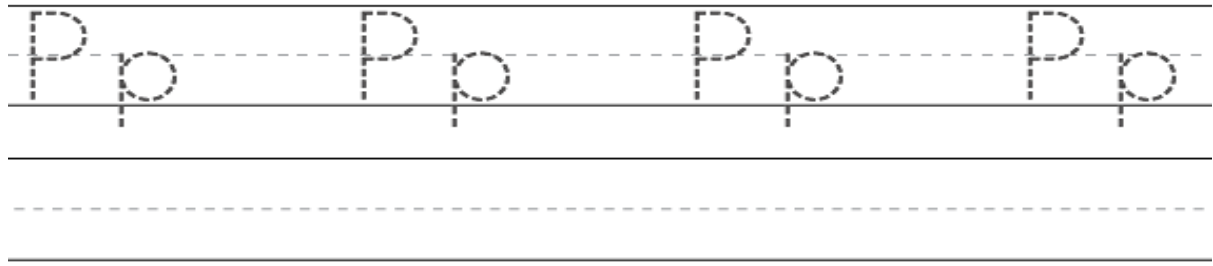
c) _____

3. Name this road accident.



Lesson 3

Date: _____



A policeman keeps law and order.

People who help in traffic.

1. Listen and write.

a) _____

b) _____

c) _____

d) _____

2. Name any three people who help in traffic.


a) _____

b) _____

c) _____

3. Why do we need traffic officers?

4. Name and colour these people who help us in traffic.



Lesson 4

Revision Exercise

Date: _____

1. Fill in correctly

d____nkey

c____mel

hors_____

2. Draw these means of water transport.

ferry	boat

3. Which transport do we use to travel from Uganda to America?

4. Draw and colour Christians praying to God



Teacher/ Parent communication

