

P.2 LITERACY II TERM ONE

THEME: OUR SCHOOL AND NEIGHBOURHOOD.

SUB THEME: Name and location of our school.

Ref: MK SST, Comprehensive SST, Monitor SST BK2.

WK 2

LESSON 1

What is a school?

A school is a place where we go to learn.

What is the name of our school?

Our school is St. Agnes Junior School

Location of our school

It is found along Muwayire road

In Minister's village zone.

Our school is found Kisugu parish.

In Makindye Division.

In Kampala District

NB. Take a trip around the school.

A picture of a school.

(comprehensive sst bk2 pg 1)

Lesson 2

People in our school. What is their role ?

Headmaster- Mr.Moses Rukundo

Administratr is Mrs Olivia Muhame

Secretaries

Teachers

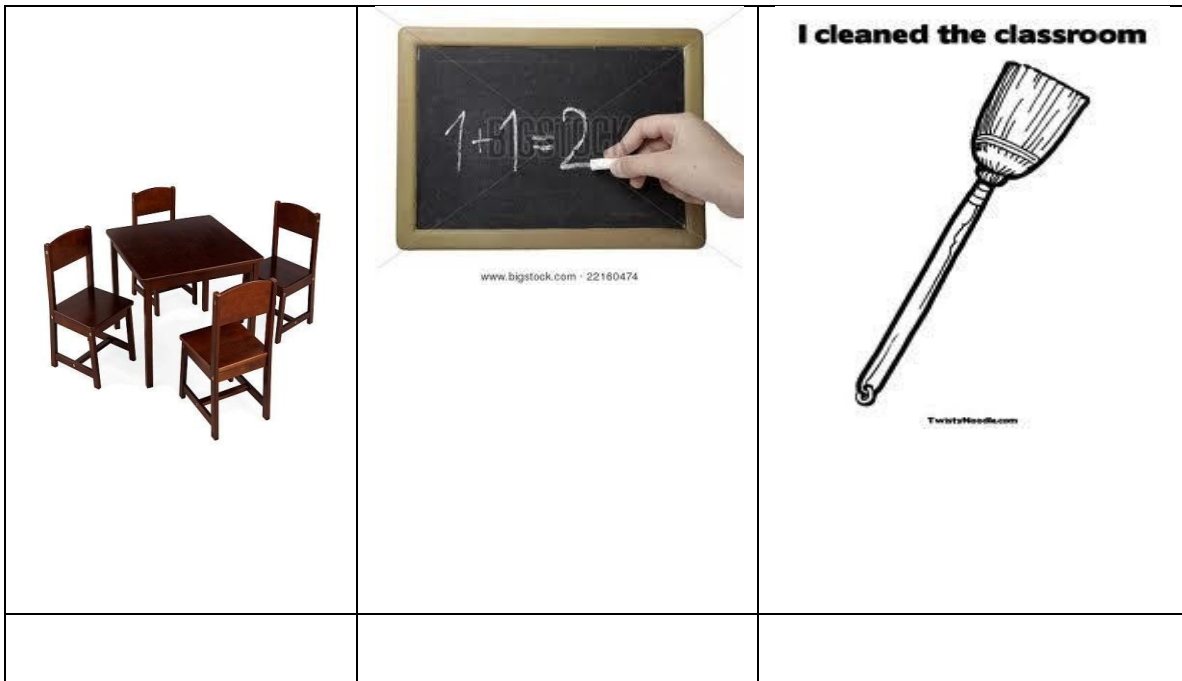
Cleaners

Cooks

Guards

Things found in our school. How useful is each ?

Examples;Plants, class, toilets,offices,kitchen, field, gates, sickbay, swimming pool, parking yard etc.....



Buildings in our school. How useful is each of them in a school?

- Kitchen
- Staff room
- Library
- Dining hall
- Main hall
- Music room
- Reading shade
- Computer room

Lesson 3

Plants in our school (What do we get from each of them)

- Cabbage plant
- Beans plant
- Coffee plant

Tomato plant

Jackfruit plant

Mango plant

Pineapple plant

2. Name these plants found in our school.



3. Name two examples of buildings in our school.

Classes, toilets, kitchen, offices, sickbay etc.....

4. Why do we need toilets in our school?

We need the toilets to go and urinate or defecate.

5. Which classroom is used for learning computers?

We use the computer laboratory when learning computer.

Lesson 4

Symbols of a school.

What are symbols of a school?

These are things which make a school look different from others.

Examples:

School flag, badge, anthem, motto, prayer, signpost, name, mission, vision, uniform

Lesson 5

Uses of the school symbols.

1. School uniform

Why do we need a school uniform?

- It's used for identification.
- It shows uniformity.

What are the colours of our school uniform

2. School badge

How important is a school badge?

-The school badge is also for identification.

- Our school badge is found on the following:

- a) On the school uniform
- b) On the school flag
- c) On the school sign post
- d) On the school wrappers

What things do we find on our school badge?

The school name.

The school motto.

A school log.


Lesson 6

3. The school flag

- The school flag gives us a feeling of unity.

- **Which colours make our school flag?**

Draw our school flag.



4. School motto

Our school motto is 'Rise and shine". (What does it mean)

Our school motto tells us to work hard.

NB: Our school motto is found on:

The school badge.

The school signpost.

WEEK 3

Lesson 1

School anthem

This is a special song for a school.

What is the title of our school anthem?

Oh St. Agnes

How many verses does our school anthem have?

NB.What must we do when singing the school anthem?

We must stand up straight. Why?

Occasions when the school anthem is sang.

During assembly

On sports day.

Swimming gala.

On the concert day.

On the school debate.

Lesson2

TOPICAL QUESTIONS

1. On which hill is our school found?

It is on Muyenga Hill

3. Write down any three symbols of a school.

School uniform, flag, badge, sign post, name, anthem, prayer etc.....

4. How is a school uniform important?

For identification, for smartness, for uniformity.

5. Draw and name three things found in a school.

6. Why do you come to school?

We come to school to learn how to read and write.

Lesson3

Uses of the school to the neighbourhood.

1. Our school gives jobs to people in the neighbourhood.

Which jobs are given to such people?

Cooks - cooking food

Cleaners - cleaning the school

Teachers - teaching the learners

Guards - guarding the school

Builders - building in the school

Secretaries - typing school work


Nurses - caring for the sick children

Accountants - taking care of the school money

Carpenters- make furniture

Plumbers- repair water pipes

Name these people working in the school.



How is the school important to the neighbours?

It gives people jobs

Neighbours use the school play ground for ?

Neighbours sell food to the school.

Lesson 4

Uses of the neighbourhood to the school.

How does the neighbourhood help the school?

By providing security.

By providing workers.




By providing transport services.

By providing food.

By providing building materials.

By providing accommodation to the workers.

Draw and name three things the neighbourhood gives to the school.

Important places near our school.

Name the important places near our school.

How important is each of the following to the school.

- a) Mosques
- b) Hospitals
- c) Markets

- d) Schools
- e) Industries
- f) Fuel stations
- g) Churches
- h) Police stations
- i) Super markets

j Banks

lesson 5

Match these places with their functions.

- | | |
|-----------------|---------------|
| 1. Market | selling fuel. |
| 2. Taxi park | treatment. |
| 3. Hospital | selling food. |
| 4. Industries | transport |
| 5. Fuel station | making goods. |

Important people and their places of work in the school neighbourhood.

- Teachers----- Schools
- Doctors----- Hospitals
- Nurses----- Clinics
- Drivers -----On the road
- Bankers ----- Bankers
- Carpenters ----- Carpentry workshop
- Bankers -----Banks
- Cobblers -----Salons
- Shopkeepers -----Shops
- Police officers -----Police stations
- Priests, Pastors. Reverends, Bishops , Nuns----- Churches
- Imam, Mufuti ----- Mosque etc.....

Name these important places.

Lesson 6

Problems between the school and the neighbourhood.

Theft

Quarrels

Fire

Fights

Breakages and damages

Use of bad language

Tress passing

Causes of the above problems

-Theft

- Poverty

- Lack of respect

-Fights

-Misunderstandings

-Carelessness

-Lack of unity

Solutions to the above problems

-Fencing the school

- Observing rules and regulations

- hiring guards

-Promoting unity

Lesson 6

Topical questions.

1. Write down any four things a school buys from its neighbourhood.

Firewood, cement, food, bricks, plates, cups, clothes etc.....

2. Identify two important places near our school.

Churches, mosque, shops, markets, fuel stations, police stations etc.....

3. How important is a hospital to people in that area?

They go there for treatment.

4. Match these people with their places of work.

Imam

Garden

Pilot

Banker

Farmer

Airport/airstrip

Banker

Mosque

5. Draw and name three important places near your school.

