

WEEK THREE

LESSON ONE

In, on, behind, between, near, under, in front of, over.

Exercise: where is the _____?

The _____ is _____

The _____ are _____.



shutterstock.com • 1637340196

The
flowers are _____ the
vase.



shutterstock.com • 80572

The ball is _____ the
pencil and book.



The cat is _____ the
chair.



The boy is sitting _____
the tree.



There is a flower _____
our house



The tree is _____ the
hut.

LESSON TWO

THEME: THINGS WE MAKE

SUB-THEME: THINGS WE MAKE AT HOME AND AT SCHOOL.

VOCABULARY.


Mat, pot, basket, toy,
ball, rope, shaker, necklace,
table, cloths, plates, dolls.

Structures.

This is a _____.

These are _____.

Exercise.



This is a mat.



These are _____.



Exercise 2.

Complete the pictures.






LESSON THREE

CONTENT: COMPARISONS.

To compare things we add 'er' or 'est' to some words.

For examples.

		
big short cheap	bigger shorter cheaper	biggest shortest cheapest



Exercise. Add 'er' or 'est'

Tall	_____	tallest
Long	_____	longest
Cheap	cheaper	_____
Quick	_____	quickest
Slow	_____	slowest
Low	lower	_____