

PRIMARY ONE REVISED NOTES

THEMATIC LESSON NOTES

FIRST TERM

THEME: OUR SCHOOL

TOPIC: WHOLE NUMBERS

WEEK 2

LESSON: 1 Review

Counting numbers 1-100. (Orally)

1	2	3	4	5	6	7	8	9	10
11	12	13	14	15	16	17	18	19	20
21	22	23	24	25	26	27	28	29	30
31	32	33	34	35	36	37	38	39	40
41	42	43	44	45	46	47	48	49	50
51	52	53	54	55	56	57	58	59	60
61	62	63	64	65	66	67	68	69	70
71	72	73	74	75	76	77	78	79	80
81	82	83	84	85	86	87	88	89	90
91	92	93	94	95	96	97	98	99	100

REF: MK (New Edition) Bk 1 page 49

MK (Old Edition) Bk 1 page 40

Lesson: 2

Filling in missing numbers 1-50

1	2		4		6	7		9	
11		13		15		17	18		20
	22		24		26				
31		34		35			38		40
	42		44		46	47		49	

REF: MK (New Edition) Bk 1 page 49

MK (Old Edition) Bk 1 page 40

Lesson: 3

Numbers 51 – 100

Filling in missing numbers in a table

51		53		55		57	58		60
	62		64		66			69	
		73		75		77			80
81	82		84		86		88	89	
	92			95		97			100

REF: MK (New Edition) Bk 1 page 49

MK (Old Edition) Bk 1 page 40

Lesson 4

Numbers which come just before

-Numbers from 1 -100

Examples

Question:

Which number comes just before?

____, **5** - **6** comes just before **5**.

____, **10** - **9** comes just before **10**

Activity: Write the numbers that come before.

1) ____, 5 2) ____, 7 3) ____, 49 4) ____, 10 5) ____, 4

6) ____, 18 7) ____, 70 8) ____, 60 9) ____, 93 10) ____, 88

11) ____, 91 12) ____, 3 13) ____, 9 14) ____, 100 15) ____, 21

REF: MK) Bk 1 page 13

Lesson 5

Numbers which come just after

Numbers from 0 – 100

Examples

Question:

Which number comes just after?

2, ____ . **3** comes just after **2**

4, ____ . **5** comes just after **4**

Activity: Which number comes just after?

1) 7 2) 10 3) 15 4) 24 5) 35 6) 48

7) 53 8) 61 9) 79 10) 79 11) 3 12) 80

13) 90 14) 99 15) 78 16) 29 17) 34 18) 6

REF: MK) Bk 1 page 13

Lesson 6

Numbers that are between others

-Numbers from 0 – 100

Example

Question:

What number comes between _ and _?

5, ____, 7 – 6 comes between 5 and 7.

48, ____, 50 – 49 comes between 48 and 50

Activity: Write numbers that come between the given ones.

1) 1, ____, 3 2) 23, ____, 25 3) 15, ____, 17 4) 4, ____, 6

5) 97, ____, 99 6) 9, ____, 11 7) 14, ____, 16 8) 2, ____, 4

9) 27, ____, 29 10) 8, ____, 10 11) 0, ____, 2 12) 67, ____, 69

13) 3, ____, 5 14) 79, ____, 81 15) 11, ____, 13 16) 12, ____, 14

WEEK 3

Lesson1

- Counting objects

e.g.  = 5

 = 12

 = 16


Activity: -

(Prepared work on paper refer to Mtc. file)


REF: MK Bk 1 page 49, Primary MTC 2000 bk 1 pg 41 Pri. Sch. Mtc. Bk 1 pg 52

Lesson: 2

- Matching pictures to numbers and vice versa.

e.g.  7

 4

 12

Activity: counting and matching (Prepared work on paper-refer to Mtc. File)

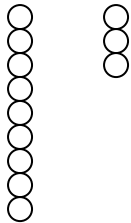
REF: MK Bk 1 page 11, 12, 14, 15, 16

Lesson 3

Comparing pairs of numbers up to 100

- using 'greater than' and 'less than' (bigger than/ smaller than)
- The greater number has more things and the less number has less or few things.

E.g. 9 and 3



e.g. 9 and 3 - 9 is **greater than/ bigger than** 3.

- 3 is less **than/ smaller than** 9.

Activity: A: which number is greater?

- 1) 4 and 10 2) 13 and 18 3) 14 and 9 4) 15 and 20
5) 17 and 29 6) 30 and 40 7) 80 and 18 8) 11 and 5

B: Which number is less?

- 1) 10 and 20 2) 2 and 1 3) 5 and 8 4) 37 and 17
5) 18 and 28 6) 70 and 51 7) 3 and 27 8) 45 and 15

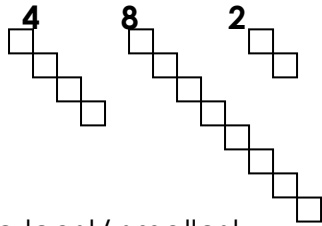
REF: MK) Bk 1 page 13

Lesson 4

Comparing numbers using least/ smallest

-The *least/smallest* number in a group of numbers is that one with the fewest things or items.

E.g.



2 is the least/ smallest.

Activity: Which number is the least/smallest?

Circle the *least /smallest* number.

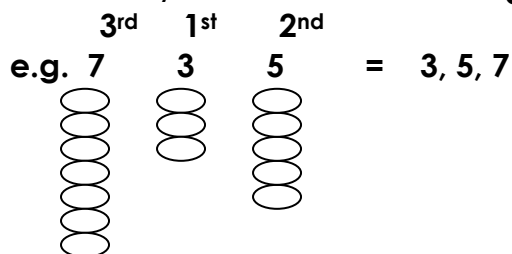
- 1) 3, 5, 4 2) 12, 9, 20 3) 9, 13, 2, 12 4) 90, 18, 6
5) 94, 76, 50, 0 6) 10, 20, 30 7) 6, 1, 8, 3, 8) 11, 10, 4, 9
9) 22, 33, 44, 10) 8, 6, 4, 2 11) 1, 3, 5, 7 12) 12, 9, 6, 3

REF: Teacher's own correction

Lesson 5

Arranging numbers beginning with the smallest (least) – (ascending order)

-The *least/smallest* number in a group of numbers is that one with the fewest things or items.



Activity: Arrange the numbers starting with the least/ smallest.

- a) 8, 3, 6 b) 6, 1, 2 c) 10, 6, 0, 4 d) 12, 18, 15, 10
e) 19, 26, 20, 17 f) 30, 50, 20, 40 g) 42, 77, 65, 36
h) 28, 18, 48, 58 i) 11, 21, 1, 31 j) 91, 81, 92, 72

Ref: Teacher's own collection

Arranging numbers beginning with the biggest (greatest) – (descending order)

The greatest / biggest number in a group of numbers is that one with most (many) things or items.

	1 st	3 rd	2 nd	
e.g.	9	4	5	= 9, 5, 4
	<input type="checkbox"/> <input type="checkbox"/>	<input type="checkbox"/>	<input type="checkbox"/>	
	<input type="checkbox"/> <input type="checkbox"/>	<input type="checkbox"/>	<input type="checkbox"/>	
	<input type="checkbox"/> <input type="checkbox"/>	<input type="checkbox"/>	<input type="checkbox"/>	
	<input type="checkbox"/> <input type="checkbox"/>	<input type="checkbox"/>	<input type="checkbox"/>	
	<input type="checkbox"/>		<input type="checkbox"/>	

Activity: Arrange numbers beginning with the biggest.

a) 18, 15, 16, 14 b) 2, 4, 3, 5 c) 9, 7, 5 d) 7, 8, 15, 6

e) 33, 23, 43, 53 f) 80, 60, 70 g) 14, 74, 11 h) 24, 44, 74, 14

i) 6, 3, 9, 4 j) 2, 1, 0, 6, 9 k) 9, 8, 7, 6 l) 21, 22, 23, 24, 25

Ref: Teacher's own collection

WEEK 4

Lesson: 1

TOPIC: PLACE VALUES

Tens and Ones

- The ones start from 0 to 9 e.g. | = 1 one || = 2 ones

| | | = 3 ones | | | | = 4 ones

- The ones have only one figure or digit. (e.g. 3, 5, 6, etc...)

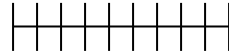
- We don't tie a bundle when the sticks are less than ten.

Activity: Drawing and counting the ones

- | | | |
|--------------|--------------|--------------|
| a. 6 = _____ | e. 1 = _____ | i. 4 = _____ |
| b. 3 = _____ | f. 9 = _____ | |
| c. 8 = _____ | g. 7 = _____ | |
| d. 2 = _____ | h. 5 = _____ | |

Ref: MK Bk 1 pg 41 – 46 Oxford Pr. Mtc Bk 1 pg 22 -23

Lesson: 2



- The tens

1 ten = 10



2 tens = 20

- We tie a bundle when the sticks are ten (10)

- The Tens have 2 figures or digits. (e.g. 10, 30 40, 71, etc...)

*Ref: MK Bk 1 pg 41 – 46
Oxford Pr. Mtc Bk 1 pg 22 - 23*

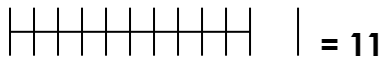
Activity:

Practical lesson – counting and tying bundles of tens using sticks / straws

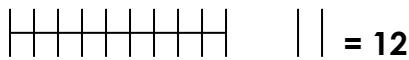
Lesson: 3

Tens and Ones

- Drawing tens and Ones e.g.



1 ten 1 one = 11



1 ten 2 ones = 12

etc.....

*Ref: MK Bk 1 pg 41 – 46
Oxford Pr. Mtc Bk 1 pg 22 - 23*

Activity: Drawing tens and ones

- | | |
|---------------|---------------|
| a. 10 = _____ | f. 20 = _____ |
| b. 25 = _____ | g. 19 = _____ |
| c. 34 = _____ | h. 8 = _____ |
| d. 12 = _____ | i. 60 = _____ |
| e. 42 = _____ | j. 93 = _____ |

(Refer to the mtc. File for more practice)

Lesson: 4

Activity: Filling in Tens and Ones

Tens and Ones

- Filling in tens and ones e.g.

24 = _____ tens _____ ones

_____ = 5 tens 7 ones

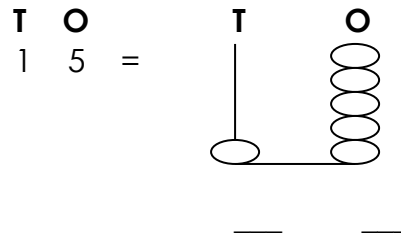
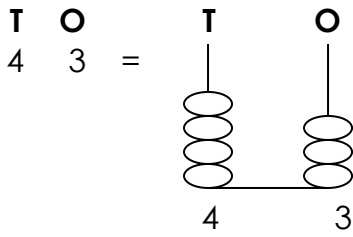
- 10 = _____ tens _____ ones
- _____ = 2 tens 3 ones
- 78 = _____ tens 8 ones
- _____ = 9 tens 4 ones
- 95 = _____ tens _____ ones
- 30 = _____ tens _____ ones

Ref: MK Bk 1 pg 52, Bk 2 pg 15

(Refer to the mtc. File for more practice)

Lesson:5
Tens and Ones

- **The abacus**
- **Representing numbers on the abacus. E.g.**



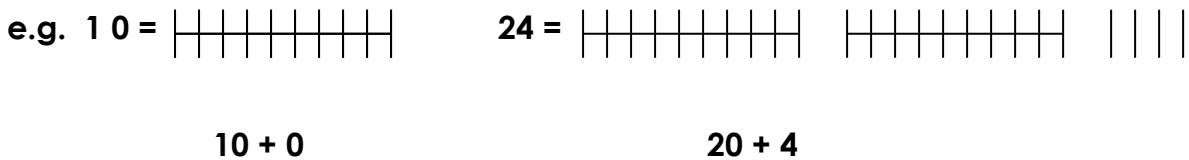
Activity: Drawing and filling the abacus (Refer to the mtc. File for an activity)

Ref: MK Bk 1 pg 54 – 55 (New addition) : MK Bk 2 pg16 -17
MK Bk 1 pg 74 – 76

Lesson:6

Expanded form

- **Reading and writing numbers in expanded form**



Activity: Writing numbers in expanded form (Refer to the mtc. File for an activity)

WEEK 5

Lesson 1

What number has been expanded?

Examples: $20 + 3 = \underline{23}$ $60 + 6 = \underline{66}$

Activity: Write the number that has been expanded. (Refer to the mtc. File for more practice)

$10 + 5 = \underline{\hspace{2cm}}$

$50 + 1 = \underline{\hspace{2cm}}$

$30 + 9 = \underline{\hspace{2cm}}$

$20 + 6 = \underline{\hspace{2cm}}$

$10 + 4 = \underline{\hspace{2cm}}$

Ref: MK Bk 2 pg 36 -37

Lesson 2

Number names (0 – 9) Reviewing Pre – Primary work

The ones (0 -9)

e.g 0 – zero 4 – four 8 –eight
1 –one 5 – five 9 - nine
2 –two 6 - six
3 -three 7- seven

Activity: reading, spelling, writing in words or figures

A.

a. 7 _____ f. 4 _____
b. 5 _____ g. 3 _____
c. 2 _____ h. 1 _____
d. 0 _____ i. 6 _____
e. 9 _____ j. 8 _____

B.

a. eight - _____ f. zero - _____
b. six - _____ g. one - _____
c. two - _____ h. four - _____
d. three - _____ i. seven - _____
e. nine - _____ j. five - _____

Ref: *understanding MTC Bk 1 pg 21 – 23*
MK Bk 1 New Edition pg 41 – 42
Macmillan Resources for Thematic Bk 1 pg 61

Lesson:3

The teens (10 - 19)

e.g. 10 – ten 14 – fourteen 18 - eighteen
11 - eleven 15 – fifteen 19 - nineteen
12 - twelve 16 - sixteen
13 - thirteen 17 - seventeen

Activity: reading, spelling, writing in words or figures, matching

(Refer to the mtc. File for more practice)

Ref: *understanding MTC Bk 1 pg 21 – 23*
MK Bk 1 New Edition pg 41 – 42
Macmillan Resources for Thematic Bk 1 pg 61

Lesson:4

The tens (10, 20, 30, 40- 90)

- One hundred (100)

e.g. 10 – ten 60 – sixty **one hundred (a hundred) = 100**
20 – twenty 70 - seventy
30 – thirty 80 – eighty
40 – forty 90 - ninety
50 - fifty

Activity: reading, spelling, writing in words or figures, matching

(Refer to the mtc. File for more practice)

Ref: understanding MTC Bk 1 pg 21 – 23

MK Bk 1 New Edition pg 41 – 42

Macmillan Resources for Thematic Bk 1 pg 61

Lesson: 6

Revision exercise on number names (0 -100)

Mixed exercise (the ones, teens and tens)

e.g. three , eight , thirteen , sixteen , forty ,twenty- eight, fifty - seven etc....

Activity: spelling, reading and writing the figures or words

Ref: understanding MTC Bk 1 pg 21 – 23

MK Bk 1 New Edition pg 41 – 42

Macmillan Resources for Thematic Bk 1 pg 61

WEEK 6

Lesson 1

Ordering numbers 1st – 20th

(words)

First, second, third, fourth, fifth, sixth, seventh, eighth, ninth, tenth, fifteenth

Eleventh, twelfth, thirteenth, fourteenth, sixteenth, seventeenth, eighteenth, nineteenth, twentieth

(figures)

1st 2nd 3rd 4th 5th 6th 7th 8th 9th 10th

11th 12th 13th 14th 15th 16th 17th 18th 19th 20th

Activity: Match the words to the figures correctly

third	2 nd
twentieth	4 th
sixth	9 th
fifth	3 rd
first	6 th
ninth	1 st
second	20 th
fourth	5 th

(Refer to the mtc. File for more practice)

REF: MK.bk 2 pg 16 -17 bk 1 pg 74 -76

OPERATIONS

Lessons 2

Zero concept:

Adding zero to a number

Any number plus zero is that number.

Examples:

$$5 + 0 = 5$$

$$8 + 0 = 8$$

$$12 + 0 = 12$$

$$20 + 0 = 20$$

Exercise

$$4 + 0 =$$

$$15 + 0 =$$

$$7 + 0 =$$

$$30 + 0 =$$

Add more numbers for practice.

Lesson3

Adding a number to zero

Zero plus any number is that number.

Examples:

$$0 + 2 = 2$$

$$0 + 6 = 6$$

$$0 + 10 = 10$$

$$0 + 24 = 24$$

Exercise

$$0 + 9 =$$

$$0 + 3 =$$

$$0 + 20 =$$

$$0 + 14 =$$

Add more numbers for practice.

Lesson: 4

Subtracting zero from a number.

Any number minus /take away zero is that number.

Examples:

$$6 - 0 = 6$$

$$12 - 0 = 12$$

$$28 - 0 = 28$$

Exercise

$$7 - 0 =$$

$$2 - 0 =$$

$$9 - 0 =$$

$$30 - 0 =$$

Add more numbers for practice.

Lesson: 5

Multiplying by zero

Any number times 0 is 0 (0 groups of any number is 0)

$$0 \times 2 = 0$$

$$3 \times 0 = 0$$

$$0 \times 8 = 0$$

Exercise

Multiply

$$0 \times 5 = \quad 0 \times 10 = \quad 0 \times 12 = \quad 15 \times 0 =$$

$$0 \times 1 = \quad 9 \times 0 = \quad 0 \times 7 = \quad 0 \times 13 =$$

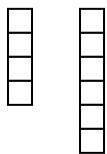
$$0 \times 20 = \quad 63 \times 0 = \quad 4 \times 0 = \quad 5 \times 0 =$$

Add more numbers for practice.

Lesson: 6

- Adding numbers less than 20 both horizontally and vertically.
- adding and counting

e.g. $4 + 6 = 10$



$$\begin{array}{r}
 4 \quad \circ \circ \circ \circ \\
 +6 \quad \circ \circ \circ \circ \circ \circ \\
 \hline
 10
 \end{array}$$

Activity: Add correctly.

$$\text{A 1) } 2 + 7 = \quad \text{2) } 9 + 6 = \quad \text{3) } 13 + 6 = \quad \text{4) } 1 + 4 + 5 = \quad \text{5) } 3 + 3 + 2 =$$

B 1) 8	2) 3	3) 12	4) 2	5) 1	6) 16
$\begin{array}{r} +1 \\ \hline \end{array}$	$\begin{array}{r} +5 \\ \hline \end{array}$	$\begin{array}{r} +4 \\ \hline \end{array}$	$\begin{array}{r} 2 \\ \hline \end{array}$	$\begin{array}{r} 4 \\ +2 \\ \hline \end{array}$	$\begin{array}{r} +2 \\ +3 \\ \hline \end{array}$

Ref: *Understanding MTC Bk 1 pg 32, 33, 34*
Macmillan MTC Practice Bk 1 pg 25
MK Bk 1 pg 26, 27, 28, 31, 32, 33, 34
Primary sch. MTC Bk 1 pg 34 -35

Lesson: 6

Word problems involving addition

- Reading, interpreting, adding, writing, forming word problems.

e.g. a) 1 house + 2 houses = _____ houses

- a) Mummy has 5 bananas. Daddy has 3 bananas.
How many bananas do they have altogether?
 $= 5 + 3 =$ _____
They have _____ bananas altogether.

Ref: MK Bk 1 pg 29- 30, Bk 2 pg 35.

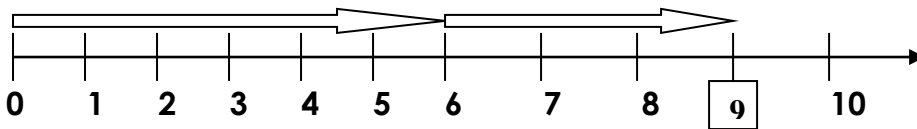
WEEK 7

Lesson 1

Adding numbers less than 20 on a number line

- Drawing a number line
- Adding numbers on a number line

e.g. $6 + 3 =$ 9



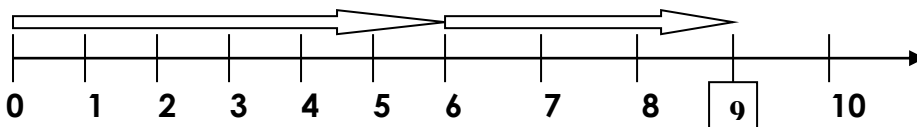
Activity: Add these numbers on a number line

- 1) $3 + 6 =$ 2) $2 + 7 =$ 3) $9 + 1 =$ 4) $4 + 5 =$ 5) $5 + 2 =$ 6) $3 + 2 =$

Lesson: 2

Writing statements from the given number lines.

Example;



Ref: Teacher's own collection (Refer to the mtc. File for more exercises)

Lesson:3

Addition of Tens and Ones

- Adding 1 digit number to 2 digits (without re –grouping).

Examples

$$\begin{array}{r} \text{T} \quad \text{O} \\ 1 \quad 2 \\ + \quad 5 \\ \hline 1 \quad 7 \end{array}$$

$$\begin{array}{r} \text{T} \quad \text{O} \\ 2 \quad 4 \\ + \quad 3 \\ \hline 2 \quad 7 \end{array}$$

Activity: Re – arranging the sums in Tens and Ones and adding correctly.

(Refer to the mtc. File for more exercises

Ref: MK Bk 2 pg 34

Pr. Sch. MTC Bk 2 pg 19, 20

Lesson: 4

Addition of Tens and Ones

- Adding 2 digit numbers to 2 digits (without re –grouping).

Examples

$$\begin{array}{r} \text{T} \quad \text{O} \\ 4 \quad 2 \\ + 1 \quad 6 \\ \hline 4 \quad 8 \end{array}$$

$$\begin{array}{r} \text{T} \quad \text{O} \\ 3 \quad 4 \\ + 3 \quad 1 \\ \hline 6 \quad 5 \end{array}$$

Activity: Re – arranging the sums in Tens and Ones and adding correctly.

(Refer to the mtc. File for more exercises

Ref: MK Bk 1 pg 77 -78(Old edition) pg 56(New edition)

MK Bk 2

Lesson:5

Addition of Tens and Ones

- Word problems involving addition of Tens and Ones

e.g. a) Jane has 13 eggs. Ruth has 4 eggs. How many eggs do they have altogether? = 13 + 4 =

$$\begin{array}{r} \text{T} \quad \text{O} \\ 1 \quad 3 \\ + \quad 4 \\ \hline 1 \quad 7 \end{array}$$

They have **17** eggs altogether.

b) James has 22 oranges. Ann has 15 oranges. How many oranges do they have altogether?
 $= 22 + 15 = \underline{\quad}$

	T	O
	2	2
+	1	5
	3	7

They have **37** oranges altogether.

Activity: Re – arranging the sums in Tens and Ones and adding correctly.

(Refer to the mtc. File for more exercises

Ref: MK Bk 2 pg 35

Lesson: 6

Operations of number (subtraction)

- Subtraction of numbers less than 20 both vertically and horizontally
- Subtracting and counting

e.g.

$6 - 4 =$	6	○ ○ ○ ○ ○ ○
○ ○ ○	-	4
○ ○ ○	2	

Ref: MK Bk 1 pg 69 -70 (New edition)

MK Bk 1 pg 32-33 (Old edition)

WEEK 8

Lesson: 1

Word problems involving subtraction

- Reading, interpreting, subtracting, writing, forming word problems.

e.g. a) 2 mats – 1 mat = _____ mat

b) James had 8 shirts. He gave 4 shirts to Peter. How many shirts remained? $= 8 - 4 =$ _____ . He remained with _____ shirts.

Ref: MK Bk 1 pg 71 - 72 (New edition)

MK Bk 1 pg 34 (Old edition)

Lesson: 2

Subtraction of Tens and Ones

- Subtracting 1 digit number from 2 digits (without re –grouping).

e.g. a) $36 - 4 = \underline{32}$

	T	O
	3	6
-		4
	3	2

b) $85 - 3 = \underline{82}$

	T	O
	8	5
-		3
	8	2

Ref: Pr. Sch MTC bk 2 pg 21

“ Bk 2 pg 66

Activity: Re – arranging the sums in Tens and Ones and subtracting correctly.

Lesson: 3

- Subtracting 2 digit numbers from 2 digits (without re –grouping).

e.g. a) $\begin{array}{cc} \text{T} & \text{O} \\ 5 & 2 \\ - 1 & 2 \\ \hline 4 & 0 \end{array} = \underline{40}$

b) $\begin{array}{cc} \text{T} & \text{O} \\ 3 & 5 \\ - 3 & 3 \\ \hline 0 & 2 \end{array} = \underline{2}$

$$\begin{array}{cc} \text{T} & \text{O} \\ 5 & 2 \\ - 1 & 2 \\ \hline 4 & 0 \end{array}$$

$$\begin{array}{cc} \text{T} & \text{O} \\ 3 & 5 \\ - 3 & 3 \\ \hline 0 & 2 \end{array}$$

Activity: Re – arranging the sums in Tens and Ones and subtracting correctly.

Ref: MK Bk 1 pg 73(New edition), Oxford Pr. MTC Bk 1 pg 40, 41
MK Bk 2 pg 59, Pr. Sch. MTC Bk 2 pg 22

Lesson:4

Subtraction of Tens and Ones

- Word problems involving subtraction of Tens and Ones

e.g. a) Tim has 25 mangoes. 4 of them are raw. How many mangoes are ripe? $25 - 4 = \underline{\quad}$

$$\begin{array}{cc} \text{T} & \text{O} \\ 2 & 5 \\ - & 4 \\ \hline 2 & 1 \end{array}$$

There are **21** ripe mangoes.

b) Joy had 44 books. She gave 10 books to her teacher. How many books did she remain with? = $44 - 10 = \underline{\quad}$

$$\begin{array}{cc} \text{T} & \text{O} \\ 4 & 4 \\ - 1 & 0 \\ \hline 3 & 4 \end{array}$$

She remained with **34** books.

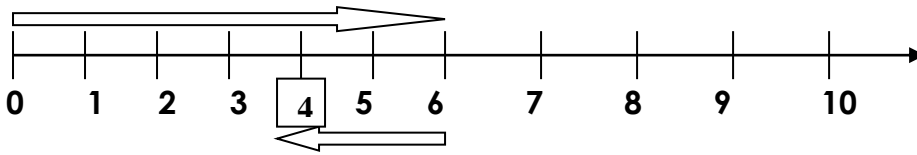
Activity: Re – arranging the sums in Tens and Ones and adding correctly.

Ref: MK Bk 2 pg 62, bk 1 pg 72

Lesson: 5

Subtracting numbers less than 20 on a number line

- Drawing a number line
- Subtracting numbers on a number line
e.g. $6 - 2 = \underline{4}$



Activity: Subtract these numbers on a number line

- 1) $8 - 4 =$ 2) $7 - 2 =$ 3) $9 - 4 =$ 4) $12 - 8 =$ 5) $5 - 2 =$ 6) $10 - 3 =$

Lesson: 6

Write statements from the given number lines

(Refer to the prepared work in the Mtc file)

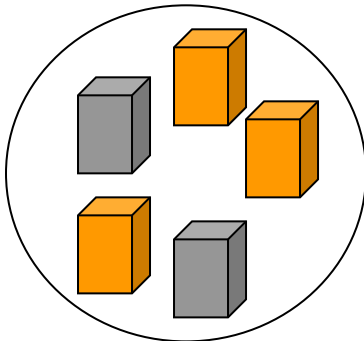
Ref: Teacher's own collection

WEEK 9

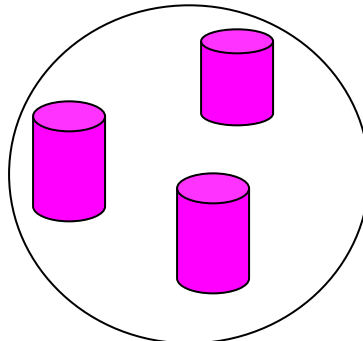
Lesson: 1

TOPIC: SETS

- **Meaning:** A set is a collection of well defined members.
- **Sorting / identifying sets practically**
- **Forming sets e.g.**



A set of five boxes



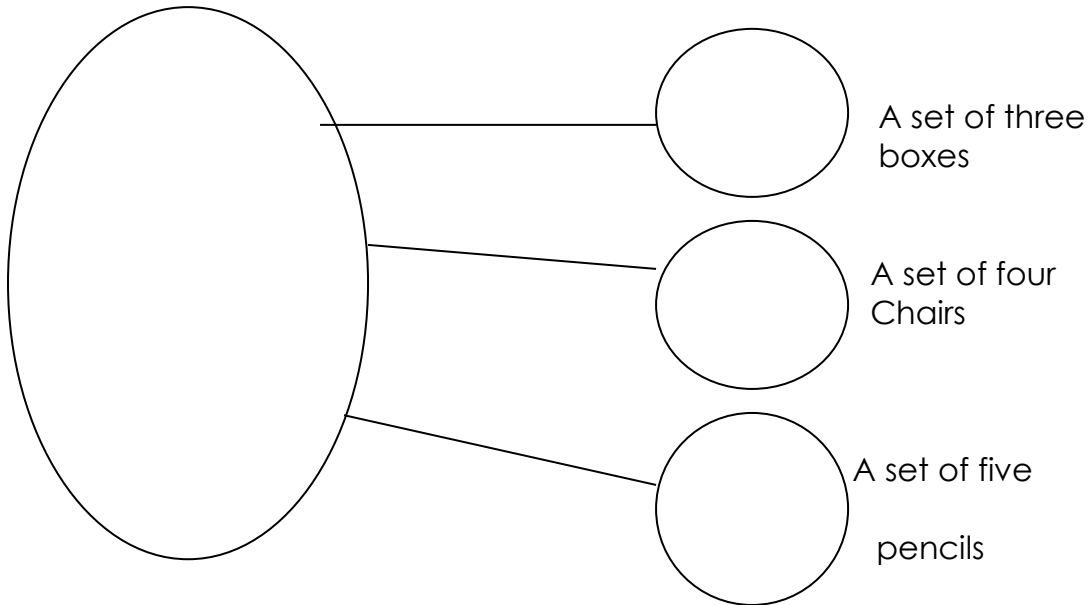
A set of three tins.

- Activity: 1. Name the sets drawn.
2. Draw the sets given.**

**Ref: Macmillan Mtc Bk 1 pg 1, 3, 4
MK Bk 1 pg 14, 15, 16
MK Bk 2 pg 1**

Lesson:4

Forming new sets from the big ones



(Refer to the prepared work in the Mtc file)

Ref: Pr. MTC for Uganda Bk 1 pg 2 – 3

Oxford Pr. MTC Bk 1 pg. 2-3

MK Bk 2 pg 5

Lesson 5

An empty set

- **Meaning:** An empty set is a set without members.

E.g. A set of lions in Greenhill Academy

A set of boys with 4 heads each. Etc....

The concept of an empty set

Definition – An empty set is without members(elements)

Examples of an empty set:

A set of cups dancing

A set of girls with 5 legs

A set of tables walking

Exercise

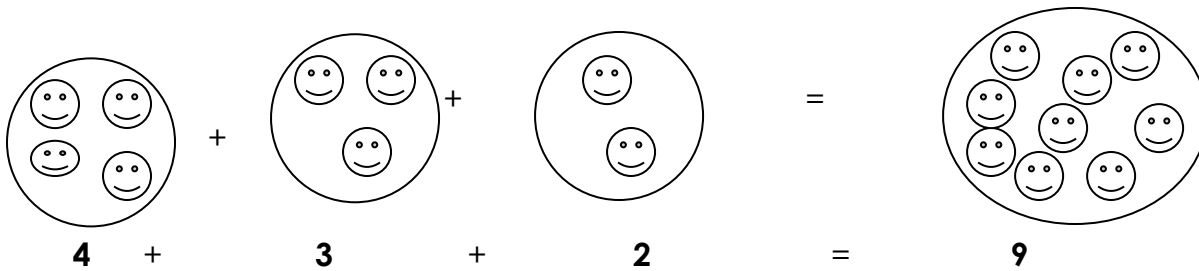
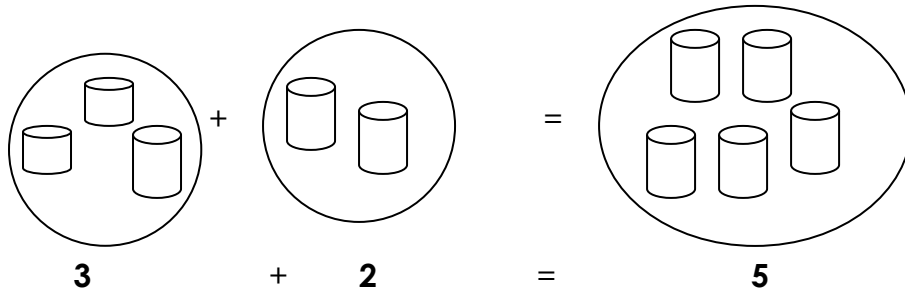
Write true or false

- A set of plates jumping. _____
- A set of girls singing. _____
- A set of boys with horns. _____
- A set of trees talking. _____
- A set of goats eating grass. _____

Lesson 6

Joining sets

- Drawing, adding and counting. E.g.



(Refer to the prepared work in the Mtc file for the activity)

Ref: Mk Bk 1 pg 24, 25, 26, 27, 28, 31, 32, 33, 34

Understanding Mtc Bk 1 30, 31, 32, 33, 34, 35, bk 2 pg 5

WEEK 10

Lesson: 1

Numeration system

Number patterns and sequence

- Patterns of 2, 5 and 10

e.g. +2 +2 +2

a) 2, 4, 6, 8, _____, _____

Lesson: 45 +5 +5 +5

b) 5, 10, 15, 20, _____, _____

Lesson: 2

+10 +10 +10 +10

c) 10, 20, 30, 40, 50, _____, _____

Activity: Completing the number sequences given in the references below. (Patterns of 2, 5 and 10 only)

(Refer to the prepared work in the Mtc file)

Ref: MK Bk 1 pg 79 (New edition)


MK Bk 2 pg 121

Lesson:3
GEOMETRY
Shapes

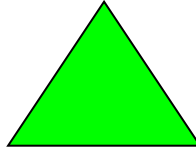
- Drawing and naming the basic shapes. E.g.



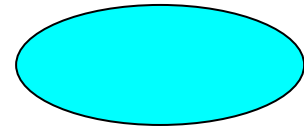
rectangle




square



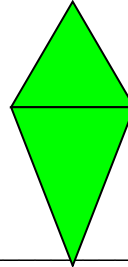
triangle



oval



circle



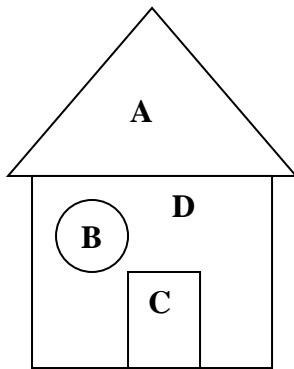
kite

Ref: MK Bk 1 pg 89 (New edition), Bk 2 pg 70-72

Shapes

- Naming shapes of objects

Activity: Name the shapes of the parts shown

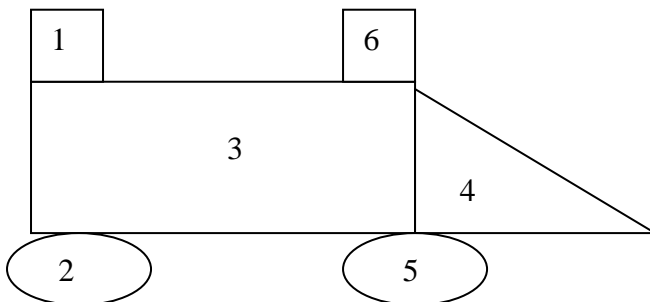


A - _____

B - _____

C - _____

D - _____



1 - _____ 3 - _____ 5 - _____

2 - _____ 4 - _____ 6 - _____

(Refer to the prepared work in the Mtc file)

Lesson 4

Shapes of objects

- Objects with the shape of a triangle. E.g.

Milk packet	Roof tops	samosa

- Objects with the shape of a rectangle and square. E.g.

box	window	door	table -top

- Objects with the shape of a circle. E.g.

ball	water -melon	orange	pancake

Ref: Trs' own collection, Pr. Sch. Mtc Bk 1 pg 69

- **Lesson 5**
- **Number families in addition**
- **The two addends of the given numbers e.g.**

What two numbers can be added to get 2?

Working: list all the numbers that less than 2 to 2

(0, 1, 2)

$0 + \underline{2} = 2$

$1 + \underline{1} = 2$

$2 + \underline{0} = 2$

Activity: What two numbers add up to: 4, 5, and 6?

Ref: MK Bk 1 (old edition) pg

What numbers add up to 3?

(Numbers less than or equal to 3)

(0, 1, 2, 3)

$0 + \underline{3} = 3$ $3 + \underline{0} =$

$1 + \underline{2} = 3$

$$2 + 1 = \bigcirc \bigcirc \bigcirc$$

Activity: (Refer to the prepared work in the Mtc. File)

Lesson 6

Family numbers in addition

- Pairs of numbers that add to 7, 8, 9, 10
- E.g. (follow the working in examples given in the previous lesson)

$$0 + 7 = 7$$

$$1 + 6 = 7$$

$$2 + 5 = 7$$

$$3 + 4 = 7$$

$$4 + 3 = 7$$

$$5 + 2 = 7$$

$$6 + 1 = 7$$

$$7 + 0 = 7$$

Activity: (Refer to the prepared work in the Mtc. File)

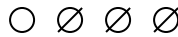
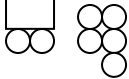
Ref: MK Bk 1 (Old edition) pg 52

WEEK 11

Lesson 1

Missing addends with numbers 1 – 10

Examples: a) $\boxed{2} + 5 = 7$ b) $3 + \boxed{1} = 4$ c) $5 + \boxed{3} = 8$



$$\begin{array}{l} \boxed{} = 8 - 5 \\ \boxed{} = 3 \end{array}$$

Activity: is given in MK Bk 1 pg 111 -114.
(Refer to the prepared work in the Mtc. File)

Ref: MK Bk 1 pg111- 114
Macmillan Mtc practice Bk 1 pg 69, 70

END